

Rajdhani Unnayan Kartripakkha

RAJUK Bhaban (2nd Floor), Dilkusha C/A, Dhaka-1000.

=====

Auditor's Report & Financial Statements

For the year ended June 30, 2022



Independent Auditor's Report To the Rajdhani Unnayan Katripakkha (RAJUK)

Report on the Audit of the Financial Statements

Qualified Opinion

We have audited the financial statements of Rajdhani Unnayan Katripakkha ("the Entity" or "RAJUK"), which comprise the statement of financial position as at 30 June 2022, and the statement of profit or loss and other comprehensive income, statement of changes in equity and statement of cash flows for the year then ended, and notes to the financial statements, including a summary of significant accounting policies.

In our opinion, except for the matters described in the Basis for Qualified Opinion section of our report, the accompanying financial statements give a true and fair view of the financial position of the entities as at 30 June 2022, and of its financial performance and its cash flows for the year then ended in accordance with policy note B.

Basis for Qualified Opinion

RAJUK leases flats, land and other infrastructure to the public, and this lease require government registration through different sub registered office. As per section 53H Income Tax Ordinance 1984, the tax on property registration supposed to be paid by the developers. However in the case of the RAJUK, this property registration tax imposed on the public which is the noncompliance with the regulation. A huge amount of Advance Income Tax is deposited in the name of RAJUK from collection this amount from the public. But the entity didn't recognized this significant amount of advance income tax in their financial statement as asset. We attempted to quantify the amount by communicating with the different sub registered offices, but we were unable to do so due to their lack of cooperation. As a result, based on our audit procedures, we have concluded that the possible effects of these unaccounted amount on the financial statements could be material. Therefore, we have expressed a qualified opinion on this.

We conducted our audit in accordance with International Standards on Auditing (ISAs). Our responsibilities under those standards are further described in the Auditor's Responsibilities for the Audit of the Financial Statements section of our report. We are independent of the Entity in accordance with the ethical requirement that are relevant to our audit of the financial statements in Bangladesh, and we have fulfilled our other ethical responsibilities in accordance with these requirements. We believe that the audit evidence we have obtained is sufficient and appropriate to provide a basis for our opinion.

Emphasis of matter

1. We draw your attention to policy note no. C (ii) of the entity, depreciation of fixed assets should charge from the date of acquisition in compliance with the entity's policy and reporting regulation. Our opinion is not modified in respect of this matter.
2. We draw your attention to note 17.03, the company has only made a tax provision for the year 2021 and 2022. However, we have noted that the entity's tax files have been in various stages of trial since the assessment year 2000 and no provision has been made for this potential liability. Our opinion is not modified in respect of this matter.
3. We draw your attention to policy note no. C (ii), the entity should allocate the cost of these assets over their useful life or charge depreciation. Our opinion is not modified in respect of this matter.
4. We draw your attention to policy note C (vii), regarding the interest on FDR. Our opinion is not modified in respect of this matter.

Responsibilities of Management and Those Charged with Governance for the Financial Statements

Ref: GKC/24-25/A/069

Head Office: Sadharan Bima Sadan (5th Floor), 24-25 Dilkusha Commercial Area, Dhaka - 1000, Bangladesh

Branch Office: House 51, Road 14, Block-G, Niketon, Gulshan-1, Dhaka-1212

Email: gkibria@gkibriaandco.com, kibria03@hotmail.com, **Web:** http://gkibriaandco.com

Tel: +02-223-355-324, +02-4881-2331, +02-4881-2332



Management is responsible for the preparation of financial statements that give a true and fair view in accordance with IFRSs, and for such internal control as management determines is necessary to enable the preparation of financial statements that are free from material misstatement, whether due to fraud or error.

In preparing the financial statements, management is responsible for assessing the Entities' ability to continue as a going concern, disclosing, as applicable, matters related to going concern and using the going concern basis of accounting unless management either intends to liquidate the Entities or to cease operations, or has no realistic alternative but to do so.

Those charged with governance are responsible for overseeing the Entities' financial reporting process.

Auditor's Responsibilities for the Audit of the Financial Statements


Our objectives are to obtain reasonable assurance about whether the financial statements as a whole are free from material misstatement, whether due to fraud or error, and to issue an auditor's report that includes our opinion. Reasonable assurance is a high level of assurance, but is not a guarantee that an audit conducted in accordance with ISAs will always detect a material misstatement when it exists. Misstatements can arise from fraud or error and are considered material if, individually or in the aggregate, they could reasonably be expected to influence the economic decisions of users taken on the basis of these financial statements.

As part of an audit in accordance with ISAs, we exercise professional judgment and maintain professional skepticism throughout the audit. We also:

- ▶ Identify and assess the risks of material misstatement of the financial statements, whether due to fraud or error, design and perform audit procedures responsive to those risks, and obtain audit evidence that is sufficient and appropriate to provide a basis for our opinion. The risk of not detecting a material misstatement resulting from fraud is higher than for one resulting from error, as fraud may involve collusion, forgery, intentional omissions, misrepresentations, or the override of internal control.
- ▶ Obtain an understanding of internal control relevant to the audit in order to design audit procedures that are appropriate in the circumstances, but not for the purpose of expressing an opinion on the effectiveness of the Entities' internal control.
- ▶ Evaluate the appropriateness of accounting policies used and the reasonableness of accounting estimates and related disclosures made by management.
- ▶ Conclude on the appropriateness of management's use of the going concern basis of accounting and, based on the audit evidence obtained, whether a material uncertainty exists related to events or conditions that may cast significant doubt on the Entities' ability to continue as a going concern. If we conclude that a material uncertainty exists, we are required to draw attention in our auditor's report to the related disclosures in the financial statements or, if such disclosures are inadequate, to modify our opinion. Our conclusions are based on the audit evidence obtained up to the date of our auditor's report. However, future events or conditions may cause the Entity to cease to continue as a going concern.
- ▶ Evaluate the overall presentation, structure and content of the financial statements, including the disclosures, and whether the financial statements represent the underlying transactions and events in a manner that achieves fair presentation.

We communicate with those charged with governance regarding, among other matters, the planned scope and timing of the audit and significant audit findings, including any significant deficiencies in internal control that we identify during our audit.

Date: 11 September 2024
Dhaka, Bangladesh
DVC: 2409110392AS845657



A.K. Gulam Kibria, FCA, Partner (#0392)
G. KIBRIA & CO.
Chartered Accountants



RAJDHANI UNNAYAN KARTRIPAKKHA
BALANCE SHEET
AS AT 30TH JUNE 2022

PARTICULARS	NOTES	2021-2022	2020-2021
ASSETS:			
FIXED ASSETS(WDV)	1.00	691,423,439	674,975,410
Fixed Assets at Cost		1,382,130,006	1,321,480,489
Less: Accumulated Depreciation		(690,706,566)	(646,505,079)
INVESTMENT IN FIXED DEPOSITS	2.00	45,740,285,520	44,290,288,750
CAPITAL LEASES:		246,980,699,029	226,254,335,938
Schemes- Own Finance	3.00	122,706,440,186	117,196,266,540
Schemes-Govt. Finance	4.00	124,269,338,318	109,058,069,398
Scheme-Public Private Partnership Project	5.00	4,920,525	-
CURRENT ASSETS:		13,047,944,828	11,590,605,131
Advances and Deposits	6.00	602,670,335	251,991,102
Bank Balance	7.00	969,145,860	1,347,553,674
Bills Receivable From Others	8.00	3,167,440,882	3,132,552,203
ESCROW & P/L Account	9.00	615,021,847	-
Rent Receivable	10.00	19,292,008	19,292,008
IT Deducted at Source & AIT	11.00	7,674,373,896	6,839,216,145
TOTAL ASSETS		306,460,352,816	282,810,205,229
LIABILITIES:			
CAPITAL ACCOUNT:		300,928,449,703	278,491,044,036
Capital Fund	12.00	158,655,112,697	152,912,421,880
Revenue Fund	13.00	15,655,255,689	14,175,166,520
Grant from Govt.	14.00	126,618,081,318	111,403,455,637
CURRENT LIABILITIES:		5,531,903,112	4,319,161,193
Bills Payable to Others	15.00	42,968,890	42,033,951
Earnest Money	16.00	1,060,656,320	951,956,858
Income Tax Payable	17.00	1,281,315,536	714,618,625
Liability for Stale Cheques	18.00	17,966,029	17,966,029
Provident Fund	19.00	490,155,759	432,180,278
Security Deposit	20.00	1,427,106,936	1,725,312,862
Value Added Tax Payable	21.00	96,725,214	16,387,790
Others Fund & Liabilities	22.00	13,887,924	10,400,793
Contractors / Suppliers Bill Payable	23.00	1,020,583,840	176,121,477
Collection of VAT against Fees	24.00	47,727,598	11,967,606
Utilities Bills Payable	25.00	1,918,352	201,761,466
Salary Tax Payable	26.00	51,360	40,254
Salary Payable	27.00	16,878,500	4,489,317
Sundry Creditors	28.00	13,960,854	13,923,887
TOTAL LIABILITIES		306,460,352,816	282,810,205,229


Accompanying notes form an integral Part of this Financial Statements.


Director (Finance & Accounts)


Deputy Director (Accounts)

As per our report of even date.

Date: 11 September 2024
Place: Dhaka.
DVC: 2409110392AS845657


A.K. Gulam Kibria, FCA (#392), Partner
G. KIBRIA & CO.
Chartered Accountants




Rajdhani Unnayan Kartripakkha
Income and Expenditure Statement
Revenue Fund
For the year-2021-22

Incomes	Notes	2021-22	2020-21
Application Form Sale		2,813,000	16,521,515
Conversion Fees		645,495,806	357,651,396
Dearness Allowance Deduct		-	6,342
Documentation Fees		39,982,555	22,325,979
Electricity Charges Received		2,532,315	2,259,220
Eviction Charge Realised		123,060	150,780
Fine for Unauthorised Construction		392,331,245	155,913,297
Gas Charges Deduction		3,464,500	3,317,700
Ground Rent / Service Charges		8,848,904	5,461,508
Heavy Vehicle Hire Chage		738,150	1,184,310
House Rent Deduct		488,689	149,958
Income From Hatirjheel		17,546,402	15,099,488
Interest Income	29.00	688,617,473	896,562,806
Misc. Income		1,052,843	1,150,679
Mutation Fees		40,273,459	26,294,885
Others Income		-	10,483
Others Income-Vatable		3,494,300	2,685,230
Overhead Income		135,342,623	129,747,465
Plan/Land Use/ NOC Fees		157,892,727	141,812,441
Plot Accumulation Fees		88,940,135	41,036,685
Power of Attorney Fees		18,122,994	14,113,794
Registration & Renewals Income		9,472,500	7,015,700
Rental Income		87,166,491	40,514,612
Royalty on Earth/sand		18,277	30,820
Tender Schedule Sale		53,000	218,500
Transfer Fees		874,491,429	566,626,775
Vehicle Rent Deduct From Salary		514,567	474,889
Water Bill Deduct		192,990	184,650
Total Income		3,220,010,435	2,448,521,907

Expenses	Notes	2021-22	2020-21
Advertisement & Publicity		9,717,691	10,933,929
Audit Fees		96,000	-
Bank Charges & VAT		76,958	79,061
Books & Periodicals		52,495	55,140
Consultancy Fees		431,250	103,500
Contribution to CPF		1,564,911	1,868,763
Depreciation	Annex-A/1	44,201,487	45,904,284
Design Approval & Clearance Exp.		1,108,000	412,000
Donation & Subscription		-	285,000
Electricity Bill		15,500,417	12,634,236

Expenses	Notes	2021-22	2020-21
Entertainment		2,922,232	1,268,648
Eviction Charges		9,991,000	7,173,958
Excise Duty & Stamp		4,826,800	5,418,400
Festival Allownce		70,110,887	47,536,571
Fuel & Lubricant	30.00	14,543,087	12,577,933
Gas Bill		3,247,881	4,354,450
Gratuity		6,100,877	3,746,884
Group Insurance Premium		1,000,000	-
Honarium		3,259,300	3,571,326
Interest Expenses-GPF		56,589,650	48,253,773
Internet, Lan, Wan & Maint.		7,742,919	5,880,680
Land Dev. Tax		19,400,000	527,550
Leave Left Over		12,933,994	14,485,627
Legal Exp. & Arbitration Case Expenses		6,239,473	4,509,069
Lighting for Festival, Specil Day Celebrate & Mela.		9,924,348	8,391,668
Manpower Recruitment Exp.		17,195,729	1,542,830
Misc. Exp.		239,179	116,557
Municipal Contribution		23,811,919	500,000
Non Tax Revenue		50,000,000	30,000,000
Pension Expenses		123,559,589	141,726,657
Printing & Stationary		6,074,054	5,321,320
Rajuk Wealth Guarding Expenses		36,030,009	27,211,051
Repair & Maint. - Hatirjheel-Rev		78,567,893	40,718,201
Repairing & Maint.	31.00	78,911,449	42,936,887
Rest and Recreatin Allownce		14,004,530	6,708,660
Salary & Allownces	32.00	473,599,331	454,208,693
Scheme Expeitses-Revenue Fund	33.00	11,770,155	75,920,557
Telephone, Telegraph & Postage		1,611,393	1,582,352
Training Expenses		4,512,502	6,622,768
Traveling Exp.		76,034	68,836
Uniform & Liveries		2,441,161	-
Vehicle Rent (Monitoring Tenn, Eviction & Sp. Work)		7,103,375	9,390,380
Virtuousness/Morality Expense		898,666	-
Wasa Bill		12,520,586	11,377,926
Welfare for Staff		-	1,600,000
Zonal Office Rent		1,609,000	1,848,000
Total Expenses :		1,246,118,209.55	1,099,374,125
Excess of Income over Expenditure before tax :		1,973,892,225	1,349,147,783
less- Provision for Tax (25%) :		493,473,056	337,286,946
Excess of Income over Expenditure after tax :		1,480,419,169	1,011,860,837
Total		3,220,010,435	2,448,521,907

Accompanying notes form an integral Part of this Financial Statements.


Director (Finance & Accounts)



Deputy Director (Accounts)

As per our report of even date.

Date: 11 September 2024

Place: Dhaka.

DVC: 2409110392AS845657


A.K. Gulam Kibria, FCA (#392), Partner

G. KIBRIA & CO.

Chartered Accountants



Rajdhani Unnayan Karttripakkha
Income and Expenditure Statement
Capital Fund
For the year-2021-22

Incomes	Notes	2021-22	2020-21
Forfeited Income		6,938,927	12,156,985
Gain for FC Rate Fluctuation		10,762,143	1,705,319
Hire Charge		271,000	20,000
Interest Income	34.00	1,982,756,807	2,293,891,744
Misc. Income		2,318,441	78,215,385
Penalty for Delay of Work		12,776,007	5,028,682
Royalty on Earth/Sand Etc.		1,621,664	1,796,274
Total Income		2,017,444,988	2,392,814,389

Expenses	Notes	2021-22	2020-21
Bank Charges & VAT		65,498	68,219
Bank Charges(EM Refund PO)		-	345
Excise Duty		9,118,958	9,873,935
Loss for FC Rate Fluctuation		1,457,024	-
Misc. Exp.		-	1,905
Overhead Charge		135,342,623	129,747,465
Total Expenses		145,984,103	139,691,869
Excess of Income over Expenditure :		1,871,460,886	2,253,122,520
Total		2,017,444,988	2,392,814,389

Accompanying notes form an integral Part of this Financial Statements.


Director (Finance & Accounts)


Deputy Director (Accounts)
As per our report of even date.

Date: 11 September 2024
Place: Dhaka,
DVC: 2409110392AS845657


A.K. Gulam Kibria, FCA (#392), Partner
G. KIBRIA & CO.
Chartered Accountants




Rajdhani Unnayan Kartripakkha
Receipts & Payment Accounts
Revenue Fund
For the year ended 30th June,2022

Particulars	Notes	2021-22	2020-21
Receipts:			
Opening Balance		477,826,630	437,710,550
Advances and Deposit		15,269,666	19,125,795
Application Form Sale		2,895,200	16,536,215
Collection of VAT Against Fees		285,015,207	183,330,948
Conversion Fees		645,495,806	357,651,396
Documentation Fees		40,126,225	22,363,779
Electricity Charges Received		2,510,770	2,009,628
Eviction Charge Realised		123,060	150,780
FDR at Govt. Bank-Rev.		-	300,000,000
Fine for Unauthorised Construction		392,385,095	156,541,255
Gas Charges Deduction		-	975
Ground Rent / Service Charges		8,849,988	5,701,508
Heavy Vehicle Hire Chage		738,150	1,259,310
Income From Hatirjheel		17,611,402	15,099,488
Interest Income		688,511,816	897,915,761
Legal Exp. & Arbitration Case Expenses		-	40,308
Misc. Income		1,050,818	1,161,542
Mutation Fees		40,317,509	26,308,374
Others Fund & Liabilities		60,000	250
Others Income-Vatable		3,594,535	2,697,030
Pension Expenses		9,000	45,462
Plan/Land Use/ NOC Fees		158,773,198	142,384,534
Plot Accumulation Fees		89,321,633	41,074,185
Power of Attorney Fees		18,156,352	14,188,919
Rajuk Capital Fund		151,310,000	-
Registration & Renewals Income		9,485,405	7,024,100
Rent Receivable		-	38,668,498
Rental Income		86,833,201	37,859,911
Repairing & Maint.		-	67,877
Security Deposit		30,299,302	-
Tender Schedule Sale		53,000	219,500
Transfer Fees		876,035,203	566,960,230
Vehicle Rent Deduct From Salary		-	600
Water Bill Deduct		-	80
TOTAL RECEIPTS		4,042,658,173	3,294,098,788

Particulars	Notes	2021-22	2020-21
Payments:			
Advances and Deposit		44,869,290	26,481,888
ATT & Tax Deducted at Source		639,304,954	959,186,033
Application Form Sale		82,200	14,700
Bank Charges & VAT		76,958	78,818
Bills Payable to Others		11,447,758	13,390,984
Collection of VAT Against Fees		249,255,215	189,150,903
Contractors/Suppliers Bill Payable-Rev.		207,336,446	158,664,167
Contribution to CPF		1,564,911	1,868,763
Design Approval & Clearance Exp.		1,108,000	412,000
Documentation Fees		143,670	37,800
Donation & Subscription		-	240,000
Electricity Charges Received		84,600	2,000
Entertainment		853,878	567,775
Eviction Charges		1,317,000	1,026,118
Excise Duty & Stamp		4,826,800	5,418,400
FDR at Govt. Bank-Rev.		400,000,000	350,000,000
FDR at Pvt. Bank-Rev.		400,000,000	300,000,000
Festival Allowance		22,539,730	1,134,740
Fine for Unauthorised Construction		53,850	627,958
Fixed Assets at Cost		76,325	270,664
Gratuity		6,100,877	3,746,884
Ground Rent / Service Charges		1,084	240,000
Group Insurance Premium		1,000,000	-
Heavy Vehicle Hire Charge		-	75,000
Honarium		1,880,750	1,856,326
Income from Hatirheel		45,000	-
Income Tax Payable		14,649,157	9,486,947
Interest Income		-	1,506,646
Land Dev. Tax		19,400,000	527,550
Leave Left Over		11,713,414	13,163,947
Legal Exp. & Arbitration Case Expenses		819,726	-
Lighting for Festival, Specil Day Celebrate & Mela		899,754	711,724
Manpower Recruitment Exp.		-	1,542,830
Misc. Exp.		71,260	2,000
Misc. Income		-	11,443

Particulars	Notes	2021-22	2020-21
Municipal Contribution		23,811,919	500,000
Mutation Fees		44,050	13,489
Non Tax Revenue		50,000,000	30,000,000
Others Fund & Liabilities		7,479,663	7,753,574
Others Income-Vatable		100,235	11,800
P L Account-131008700		6,000,000	-
Pension Expenses		123,568,589	141,772,119
Plan/Land Use/ NOC Fees		880,471	572,093
Plot Accumulation Fees		381,500	37,500
Power of Attorney Fees		33,358	75,125
Printing & Stationary		399,765	38,784
Provident Fund		44,149,838	41,493,711
Rajuk Capital Fund		912,274,827	8,471,580
Rajuk Wealth Guarding Expenses		12,875,728	10,348,610
Registration & Renewals Income		12,905	8,400
Rental Income		-	9,210
Repair & Maint.- Hatirjheel-Rev		622,895	-
Repairing & Maint.		2,359,536	4,313,927
Rest and Recreation Allowance		168,330	113,940
Salary & Allowances		12,152,091	10,951,117
Salary Payable-Rev		470,916,174	439,491,191
Salary Tax Payable		2,323,326	2,242,037
Scheme Expenses-Revenue Fund		2,661,746	1,016,847
Security Deposit		7,368,908	4,535,636
Sundry Creditors		2,743,558	3,070,905
Telephone, Telegraph & Postage		88,133	315,169
Tender Schedule Sale		-	1,000
Training Expenses		2,032,304	436,615
Transfer Fees		1,543,774	333,455
Traveling Exp.		54,084	46,036
Utilities Bills Payable		52,075,416	45,255,655
Value Added Tax Payable		24,075,715	19,997,626
Virtuousness/Morality Expense		698,666	-
Welfare for Staff		-	1,600,000
TOTAL PAYMENTS		3,805,420,111	2,816,272,158
Closing Balance	Annex-H	237,238,062	477,826,630
TOTAL		4,042,658,173	3,294,098,788


Director (Finance & Accounts)

Date: 11 September 2024
Place: Dhaka.


Deputy Director (Accounts)


As per our report of even date.


Rajdhani Unnayan Karttripakkha
Receipts & Payment Accounts
Capital Fund
For the year ended 30th June,2022

Particulars	Notes	2021-22	2020-21
Receipts:			
Opening Balance		869,727,044	6,699,127,576
Advances and Deposit		1,058,487	735,386
Earnest Money-Capital		158,800,000	135,199,827
FDR at Pvt. Bank-Cap.		50,000,000	-
FDR in Process(Private Bank)		100,000,000	-
Gain for FC Rate Fluctuation		10,762,143	1,705,319
Grant From Govt.		15,226,683,000	13,784,742,000
Interest Income		1,968,338,057	2,293,931,744
Misc. Income		2,316,241	78,215,385
Premium Against Flat		3,306,933,955	3,422,980,973
Premium Against Plot		1,317,024,146	984,969,123
Rajuk Revenue Fund		912,200,000	8,300,000
Scheme-Govt Finance		7,500	-
Scheme-Own Finance		2,619,113	20,357,171
Security Deposit		562,092	1,326,064
Sundry Creditors		2,800,220	-
TOTAL RECEIPTS		23,929,831,998	27,431,590,568

Particulars	Notes	2021-22	2020-21
Payments:			
Advances and Deposit		604,204,921	184,171,890
AIT & Tax Deducted at Source		193,836,882	231,645,008
Bank Charges & VAT		65,268	67,989
Bank Charges(EM Refund PO)		-	345
Bills Payable to Others		3,885,554	2,589,637
Contractors/Suppliers Bill Payable-Cap.		2,597,071,458	3,429,233,113
Earnest Money-Capital		146,052,612	384,763,129
ESCROW Account		599,600,000	-
Excise Duty		9,035,958	9,870,935
FDR at Govt. Bank-Cap.		350,000,000	5,500,000,000
FDR at Pvt. Bank-Cap.		350,000,000	1,500,000,000
FDR in Process(Private Bank)		100,000,000	-
Grant From Govt.		12,057,319	13,871,561
Income Tax Payable		223,596,545	210,026,050
Interest Income		2,407,500	40,000

Particulars	Notes	2021-22	2020-21
Loss for FC Rate Fluctuation		1,457,024	-
Misc. Exp.		-	1,905
Premium Against Flat		118,102,709	131,159,442
Premium Against Plot		566,170,479	11,915,773
Rajuk Provident Fund		-	10,000
Rajuk Revenue Fund		150,020,000	150,004
Salary Payable-Capital		-	28,622,955
Salary Payable-Outsourcing		34,612,855	-
Salary Tax Payable		149,382	141,678
Scheme-Govt Finance		15,184,574,007	13,759,357,400
Scheme-Own Finance		971,532,859	224,584,461
Scheme-Public Private Partnership Project (PPP)		42,000	-
Security Deposit		536,089,703	471,548,246
Sundry Creditors		859,880	279,950
Utilities Bills Payable		200,000,000	150,000,000
Value Added Tax Payable		242,499,286	317,812,053
TOTAL PAYMENTS		23,197,924,200	26,561,863,524
Closing Balance	Annex-G	731,907,798	869,727,044
TOTAL		23,929,831,998	27,431,590,568


Director (Finance & Accounts)


Deputy Director (Accounts)

As per our report of even date.

Date: 11 September 2024
Place: Dhaka.

Ref: GKC/24-25/A/069



Rajdhani Unnayan Karttripakkha
Fund Flow Statement-Revenue Fund
For The Year 2021-22

Sources of Funds	2021-22	2020-21
Excess of income over expenditure	1,480,419,169	1,349,147,783
Fixed Assets at WDV	16,448,030	27,683,087
Fixed Assets at Cost	60,649,517	(18,221,197)
Accumulated Depreciation	(44,201,487)	45,904,284
TOTAL	1,496,867,199	1,376,830,870

Revenue Fund

Investment in Fixed Deposits	800,000,000	350,000,000
FDR at Govt. Bank-Rev.	400,000,000	50,000,000
FDR at Pvt. Bank-Rev.	400,000,000	300,000,000
Rajuk Capital Fund	896,383,660	138,312,317
Total	1,696,383,660	488,312,317


Application of Funds:

Investment in Fixed Deposits	800,000,000	350,000,000
FDR at Govt. Bank-Rev.	400,000,000	50,000,000
FDR at Pvt. Bank-Rev.	400,000,000	300,000,000
Rajuk Capital Fund	896,383,630	138,312,317
Total	1,696,383,630	488,312,317

Working Capital Details :

Changes in Current Assets	404,632,340	952,856,544
Opening Balance	5,447,896,486	4,495,039,942
Closing Balance	5,852,528,826	5,447,896,486
Changes in Current Liabilities	(637,374,832)	(401,624,937)
Opening Balance	1,249,938,592	848,313,656
Closing Balance	1,887,313,424	1,249,938,592
Changes in Working Capital	(232,742,492)	551,231,607
Opening Balance	4,197,957,894	3,646,726,287
Closing Balance	3,965,215,402	4,197,957,894


Director (Finance & Accounts)


Deputy Director (Accounts)
As per our report of even date.

Date: 11 September 2024
Place: Dhaka.

Rajdhani Unnayan Karttripakkha
Fund Flow Statement-Capital Fund
For The Year 2021-22

Sources of Funds	2021-22	2020-21
Capital Account	19,085,855,613	17,977,044,400
Grant From Govt.	15,214,625,681	13,770,870,439
Premium Against Flat	3,175,262,744	3,284,803,717
Premium Against Plot	661,531,167	886,481,565
Capital Fund	34,436,020	34,888,679
Rajuk Revenue Fund	896,383,630	138,312,317
Excess of income over expenditure	1,871,460,886	2,253,122,520
Total	21,853,700,129	20,368,479,237

Application of Funds:


Investment in Fixed Deposits:	649,996,770	6,999,996,770
FDR at Govt. Bank-Cap.	350,000,000	5,500,000,000
FDR at Pvt. Bank-Cap.	299,996,770	1,499,996,770
Capital Leases	20,726,363,091	18,638,421,317
Scheme-Govt Finance	15,211,268,920	13,779,762,965
Scheme-Own Finance	5,510,173,646	4,858,658,352
Scheme-Public Private Partnership Project (PPP)	4,920,525	-
Total	21,376,359,861	25,638,418,087

Working Capital Details :

Changes in Current Assets	1,052,707,356	(5,679,989,156)
Opening Balance	6,142,708,645	11,822,697,801
Closing Balance	7,195,416,001	6,142,708,645
Changes in Current Liabilities	(575,367,088)	410,050,306
Opening Balance	3,069,222,601	3,479,272,906
Closing Balance	3,644,589,688	3,069,222,601
Changes in Working Capital	477,340,268	(5,269,938,850)
Opening Balance	3,073,486,045	8,343,424,895
Closing Balance	3,550,826,313	3,073,486,045


Director (Finance & Accounts)

Date: 11 September 2024
Place: Dhaka.


Deputy Director (Accounts)
As per our report of even date.

Rajdhani Unnayan Kartripakkha (RAJUK)

NOTES TO THE FINANCIAL STATEMENTS FOR THE YEAR ENDED 30 JUNE 2022

A. Background and Objectives:

Rajdhani Unnayan Kartripakkha (RAJUK) a service oriented statutory body under the ministry of Housing and public works, Govt. of Bangladesh was created as per provision of the town Improvement Act of 1953 (as amended up to June 1991). At present it's area of jurisdiction is 1528 sq. km. Rajuk is involved with the task of planning, development and development control for the area of it's jurisdiction.

B. Basis of Preparation:

i) Basis of Accounting:

These financial statements have been prepared in accordance with Generally Accepted Accounting Principles (GAAP), and The Town Improvement Act' 1953 (as amended up to June 1991).

ii) Basis of Measurement:

These financial statements have been prepared on going concern basis under historical cost convention.

iii) Functional and Presentation Currency:

These financial statements are presented in BDT, which is the Authority's functional currency. All financial information presented in BDT has been rounded off to nearest Taka.

iv) Use of Estimates and Judgments:

The presentation of financial statement requires managements to make judgments, estimates and assumptions that affect the application of accounting policies and the reported amounts of assets, liabilities, income and expenses. Actual results may differ from these estimates. Estimates and assumptions are reviewed on an on going basis.

C. Significant Accounting policies:

i) Recognition of Fixed Assets:

Property, Plant & Equipment are accounted for according to IAS 16 "Property, Plant & Equipment" at Historical cost less cumulative depreciation. The cost of self-constructed/installed assets includes the cost of materials, direct labor and any other costs directly attributable to bringing the assets to the working condition for its intended use and the cost of dismantling and removing the items and restoring the site on which they are located.

ii) Depreciation of Fixed Assets:

Depreciation has been charged on addition from the date of acquisition & revaluation date and no depreciation is provided on retirement/disposal of assets. Depreciation was computed using the diminishing balance method. The cost and accumulated depreciation of depreciable assets retired or otherwise disposed of are climate from the assets and accumulated depreciation:

As a government body, RAJUK follows the rules and policies set by the government. RAJUK maintains two types of funds, namely revenue fund and capital fund. With these funds, RAJUK develops various types of apartments, shops, and undertakes different projects for the betterment of the public at large. Although these investments have a definite useful life, RAJUK does not allocate the cost of these assets over their useful life or charge depreciation, as per past practice and the government system. The government has not yet come to a conclusion on how to adjust these types of projects and RAJUK continues to follow the same system.

Category	Rate
Building & Building Alteration & Modification	2.50%
Multistoried Green Building at Mohakhali	0%
Regional Office Building	2.50%
Staff Quarter	5%
Furniture & Fixture	6%
Heavy Vehicles	25%
Light Vehicles	20%
Office Equipment & Computer	15%
Boundary Wall	5%
Machinery	10%
Electric Sub-station	15%
Electro Mechanical Equipment	15%
Lift for RAJUK's Bhaban	15%
CCTV, Solar & PABX System	20%
Software Purchase & Renewals	20%

iii) Fixed Deposit:

(a) This represents 402 numbers of FDRs made on different dates with different scheduled banks for the tenure of six month to one year. Total FDR includes the deposit of balance in different funds such as Capital Fund and Revenue Fund.

(b) Interests accrued on Fixed Deposits are not added with deposits i.e. the amount of Fixed Deposits shown on Balance Sheet is the amount of aggregate face value of those Fixed Deposits only.

iv) Employee Benefit Schemes:

The authority has constituted two un-recognized provident funds namely General Provident Fund and Contributory Provident Fund as per the rules of Govt. of Bangladesh. The authority makes contributions to provident fund as per rule.

v) Revenue Recognition:

Revenue is recognized as and when services are rendered.

vi) Debtors:

No provision against debts specifically considered irrecoverable has been made in the accounts.

vii) Interest Income:

FDR has been maintained separately by capital fund and revenue fund and requirement has been shown as fund wise income statement. Interests accrued on FDR are recognized on cash basis.

viii) Reporting Period:

The financial period of the Authority covers the activities from 01 July 2021 to 30 June 2022.

ix) General:

The figures in these accounts have been rounded off to the nearest Taka. Previous year's figures have been rearranged, wherever necessary, to conform to current year's presentation.



NOTES TO THE ACCOUNTS OF RAJUK
FOR THE YEAR ENDED 30TH JUNE, 2022

Note No.	Particulars	2021-2022	2020-2021
1.00	FIXED ASSETS(WDV)	691,423,439	674,975,410
	Opening Balance	1,321,480,489	1,303,259,292
	Add: Addition during the year	60,649,517	18,221,197
	Less: Accumulated Depreciation	(690,706,566)	(646,505,079)
	Details shown in Annexure - A/I		
2.00	INVESTMENT IN FIXED DEPOSITS (2.01+2.02)	45,740,285,520	44,290,288,750
2.01	Capital Fund:(Details in Annex-B)	33,413,730,520	32,763,733,750
	Opening Balance	32,763,733,750	25,763,736,980
	Add: Purchase during the year	700,000,000	7,000,000,000
	Less: Encashment during the year	(50,003,230)	(3,230)
2.02	Revenue Fund: (Details Annex-C)	12,326,555,000	11,526,555,000
	Opening Balance	11,526,555,000	11,176,555,000
	Add: Purchase during the year	800,000,000	650,000,000
	Less: Encashment during the year	-	(300,000,000)
	CAPITAL LEASES: (3.00+4.00+5.00)	246,980,699,029	226,254,335,938
3.00	Schemes- Own Finance (Details Annex-D)	122,706,440,186	117,196,266,540
	Opening Balance	117,196,266,540	112,337,608,189
	Add: Addition during the year	5,510,173,646	4,858,658,352
4.00	Schemes-Govt. Finance (Details Annex-E)	124,269,338,318	109,058,069,398
	Opening balance	109,058,069,398	95,278,306,433
	Add: Addition during the year	15,211,268,920	13,779,762,965
5.00	Schemes-PPP Project(Details Annex-E/I)	4,920,525	-
	Opening balance	-	-
	Add: Addition during the year	4,920,525	-
6.00	Advances : (6.01+6.02+ 6.03+6.04+6.05+6.06)(Annex-F)	602,670,335	251,991,102
6.01	Revolving Advance (Imprest)	678,000	638,000
	Revolving Advance(Imprest)-Cap.	145,000	110,000
	Opening Balance	110,000	110,000
	Add : Paid during the year	520,703	363,731
	Less: adjustment during the year	(485,703)	(363,731)
	Revolving Advance(Imprest)-Rev.	533,000	528,000
	Opening Balance	528,000	538,000
	Add : Paid during the year	1,639,145	1,255,597
	Less: adjustment during the year	(1,634,145)	(1,265,597)

Note No.	Particulars	2021-2022	2020-2021
6.02	Advance to Rajuk Employees	4,834,595	5,282,496
	House Building Advance	4,600,750	4,992,828
	Opening Balance	4,992,828	5,338,959
	Add : Paid during the year	100,600	147,646
	Less: adjustment during the year	(492,679)	(493,777)
	House Repairing Advance	233,845	289,667
	Opening Balance	289,667	356,780
	Add : Paid during the year	5,057	10,887
	Less: adjustment during the year	(60,879)	(78,000)
6.03	Others Advance	16,699,867	16,825,867
	Others Advance-Cap.	16,681,860	16,681,860
	Opening Balance	16,681,860	16,681,860
	Add : Paid during the year	-	-
	Less: adjustment during the year	-	-
	Others Advance-Rev.	18,007	144,007
	Opening Balance	144,007	368,007
	Add : Paid during the year	-	-
	Less: adjustment during the year	(126,000)	(224,000)
6.04	Advance against Expenses	577,244,047	225,572,526
	Advance against Expenses-Cap.	567,163,651	220,433,860
	Opening Balance	220,433,860	337,556,170
	Add : Paid during the year	603,713,759	184,204,834
	Less: adjustment during the year	(256,983,968)	(301,327,145)
	Advance against Expenses-Rev.	10,080,396	5,138,667
	Opening Balance	5,138,667	11,061,471
	Add : Paid during the year	41,507,334	25,226,291
	Less: adjustment during the year	(36,565,605)	(31,149,095)
6.05	Deposits	1,809,739	1,809,739
	Deposit To DCC-North	343,739	343,739
	Deposit To DPDC	1,466,000	1,466,000
6.06	Advance for Training	1,404,087	1,862,474
	Opening Balance	1,862,474	5,733,408
	Add : Paid during the year	1,722,811	(3,870,934)
	Less: adjustment during the year	(2,181,198)	-

Note No.	Particulars	2021-2022	2020-2021
7.00	Bank Balance (7.01+7.02)	969,145,860	1,347,553,674
7.01	Bank Balance - Cap. Fund (Details Annex-G)	731,907,798	869,727,044
	Bangladesh Bank	245,269,361	103,685,130
	Current A/C with Bank (GOB)	5,322,182	1,435,284
	F/C Account with Bank	194,719,375	193,379,757
	STD A/C with Bank	286,596,880	571,226,873
7.02	Bank Balance - Rev. Fund(Details Annex-H)	237,238,062	477,826,630
	Bangladesh Bank	80,626,399	314,075,110
	Savings A/C with Bank	3,039,618	17,093,028
	Current A/C with Bank (VAT)	47,630,788	11,665,382
	STD A/C with Bank	105,941,256	134,993,110
8.00	Bills Receivable From Others	3,167,440,882	3,132,552,203
	Opening Balance	3,132,552,203	3,097,663,524
	Add: Addition during the year	34,888,679	34,888,679
	Less: Adjustment during the year	-	-
9.00	ESCROW & P/L Account (9.01+9.02)	615,021,847	-
9.01	ESCROW Account-Cap	613,353,625	-
	Opening Balance	-	-
	Add: Addition during the year	614,926,250	-
	Less: Adjustment during the year	(1,572,625)	-
9.02	P/L Account-Rev	1,668,222	-
	Opening Balance	-	-
	Add: Addition during the year	6,000,000	-
	Less: Adjustment during the year	(4,331,778)	-
10.00	Rent Receivable(Details Annex-I)	19,292,008	19,292,008
	Opening Balance	19,292,008	56,290,159
	Add: Addition during the year	-	2,613,327
	Less: Realised during the year	-	(39,611,478)
11.00	IT Deducted at Source & ATT(11.01+11.02+11.03+11.04)	7,674,373,896	6,839,216,145
11.01	IncomeTax Deducted at Source-Rev. Fund	816,554,282	748,216,413
	Openig Balance	748,216,413	659,764,812
	Add: Addition during the year	68,337,868	88,451,602
	Less: Adjustment during the year	-	-
11.02	Tax Deducted at Source(Others)-Rev. Fund	45,338,313	41,990,523
	Openig Balance	41,990,523	34,574,459
	Add: Addition during the year	3,347,790	7,416,064
	Less: Adjustment during the year	-	-

Note No.	Particulars	2021-2022	2020-2021
11.03	Advance Income Tax Paid- Rev.	4,512,389,866	3,944,437,280
	Opening Balance	3,944,437,280	3,080,125,349
	Add: Addition during the year	567,952,586	864,311,931
	Less: Adjustment during the year	-	-
11.04	Income Tax Deducted at Source-Cap. Fund	2,300,091,436	2,104,571,929
	Opening Balance	2,104,571,929	1,872,926,921
	Add: Addition during the year	195,519,507	231,645,008
	Less: Adjustment during the year	-	-
12.00	Capital Fund	158,655,112,697	152,912,421,880
	Opening Balance	152,912,421,880	146,453,125,399
	Add : Land premium during the year	661,531,167	886,481,565
	Add : Flat premium during the year	3,175,262,744	3,284,803,717
	Add : Excess of income over expenditure	1,871,460,886	2,253,122,520
	Add : Prior Year Adjustment & DCC	34,436,020	34,888,679
13.00	Revenue Fund	15,655,255,689	14,175,166,520
	Sub Total	26,155,255,689	24,675,166,520
	Opening Balance	24,675,166,520	23,663,305,683
	Add : Excess of income over expenditure	1,480,419,169	1,011,860,837
	Less : Deposit to BOB	-	-
	Add : Adjustment during the year	(330,000)	-
13.01	Deposit to GoB	10,500,000,000	10,500,000,000
	Opening Balance	10,500,000,000	10,500,000,000
	Add : Payment during the year	-	-
	Less : Adjustment	-	-
	RAJUK refunded this amount as per government instruction within the year 2019-2020.		
14.00	Grant from Govt.	126,618,081,318	111,403,455,637
	Opening Balance	111,403,455,637	97,632,585,198
	Add: Addition during the year-Cap.	15,226,683,000	13,784,742,000
	Less: Adjustment during the year	(12,057,319)	(13,871,561)
15.00	Bills Payable to Others(Details Annex-J)	42,968,890	42,033,951
	Opening Balance	42,033,951	42,321,780
	Add: Addition during the year	16,343,078	15,692,792
	Less : Adjustment during the year	(15,408,139)	(15,980,621)
16.00	Earnest Money (Details Annex-K)	1,060,656,320	951,956,858
	Opening Balance	951,956,858	1,120,087,546
	Add : Earnest money received	257,022,500	220,594,227
	Less: Earnest money refunded & adjusted	(148,323,038)	(388,724,915)

Note No.	Particulars	2021-2022	2020-2021
17.00	Income Tax Payable (17.01+17.02+17.03)	1,281,315,536	714,618,625
17.01	Tax Deducted at Source- Cap. Fund	82,848,993	8,886,904
	Opening Balance	8,886,904	11,367,888
	Add : Tax deducted during the year	297,558,634	207,545,066
	Less : Tax deposited to Govt. Exchequer	(223,596,545)	(210,026,050)
17.02	Tax Deducted at Source- Rev. Fund	2,736,685	3,474,919
	Opening Balance	3,474,919	284,287
	Add : Tax deducted during the year	13,910,923	12,677,579
	Less : Tax deposited to Govt. Exchequer	(14,649,157)	(9,486,947)
17.03	Income Tax Provisin - Rev. Fund	1,195,729,858	702,256,802
	Opening Balance	702,256,802	364,969,856
	Add : Provision during the year	493,473,056	337,286,946
	Less : Adjustment during the year	-	-
18.00	Liability for State Cheques (18.01 + 18.02)	17,966,029	17,966,029
18.01	Liability for State Cheques-Cap	15,996,870	15,996,870
	Opening Balance	15,996,870	15,996,870
	Add : Addition during the year	-	-
	Less: Paid during the year	-	-
18.02	Liability for State Cheques-Rev.	1,969,159	1,969,159
	Opening Balance	1,969,159	1,969,159
	Add : Addition during the year	-	-
	Less: Paid during the year	-	-
19.00	Provident Fund (19.01+19.02-19.03)	490,155,759	432,180,278
19.01	Opening Balance	432,180,278	382,348,806
	Less: Prior Year Adjustment	-	-
19.02	Add: Addition during the year:	102,125,320	91,325,183
	CPF- Advance Deduction	-	-
	CPF-Employes Contribution	64,911	68,763
	GPF Advance Deduction	1,385,832	1,435,699
	GPF-General Provident Fund	44,076,600	41,426,300
	Rajuk Provident Fund-Cap	-	130,000
	GPF-Interest	56,589,650	48,253,773
	PVT-Prodeyo Vobisha Tahabil	8,327	10,648
19.03	Less: Adjusted during the year:	44,149,838	41,493,711
	CPF- Advance Deduction	-	-
	CPF-Employes Contribution	64,911	68,763
	CPF-RAJUK Contribution	-	-
	GPF- Advance Deduction	-	-
	GPF-General Provident Fund	44,076,600	41,414,300
	PVT-Prodeyo Vobisha Tahabil	8,327	10,648

Note No.	Particulars	2021-2022	2020-2021
20.00	Security Deposit (20.01+20.02)	1,427,106,936	1,725,312,862
20.01	Security Deposit -Cap. Fund(Details Annex-L)	1,357,623,584	1,686,358,797
	Opening Balance	1,686,358,797	1,943,777,867
	Add: SD deducted from contractors bill	213,651,845	214,161,877
	Less: SD refunded to contractors	(542,387,059)	(471,580,947)
20.02	Security Deposit -Rev.Fund(Details Annex-M)	69,483,352	38,954,065
	Opening Balance	38,954,065	40,735,551
	Add: SD deducted from contractors bill	37,915,625	2,754,150
	Less: SD refunded to contractors	(7,386,338)	(4,535,636)
21.00	Value Added Tax Payable (21.01+21.02)	96,725,214	16,387,790
21.01	Value Added Tax Payable-Cap. Fund	92,165,699	11,781,758
	Opening Balance	11,781,758	15,632,434
	Add: VAT deducted from contractors bill	322,726,241	313,961,377
	Less : VAT deposited to Govt. Exchequer	(242,342,300)	(317,812,053)
21.02	Value Added Tax Payable-Rev. Fund	4,559,515	4,606,032
	Opening Balance	4,606,032	3,297,194
	Add: VAT deducted from contractors bill	24,029,198	21,306,464
	Less : VAT deposited to Govt. Exchequer	(24,075,715)	(19,997,626)
22.00	Others Fund & Liabilities(Details Annex-N)	13,887,924	10,400,793
	Opening Balance	10,400,793	7,690,106
	Add: Addition during the year	10,966,793	10,464,261
	Less : Adjustment during the year	(7,479,663)	(7,753,574)
23.00	Contractors/Suppliers Bill Payable (23.01+23.02)	1,020,583,840	176,121,477
23.01	Contractors/Suppliers Bill Payable -Cap. (Details Annex-O)	991,416,976	153,158,204
	Opening Balance	153,158,204	181,435,708
	Add: Bill charged for the year	3,438,551,533	3,401,127,189
	Less : Bill paid for during the year	(2,600,292,761)	(3,429,404,693)
23.02	Contractors/Suppliers Bill Payable-Rev. (Details Annex-P)	29,166,864	22,963,273
	Opening Balance	22,963,273	7,673,192
	Add: Bill charged for the year	213,540,037	174,104,252
	Less : Bill paid for during the year	(207,336,446)	(158,814,171)
24.00	Collection of VAT against Fees	47,727,598	11,967,606
	Opening Balance	11,967,606	17,787,561
	Add: Addition during the year	285,015,207	183,330,948
	Less : Adjustment during the year	(249,255,215)	(189,150,903)
25.00	Utilities Bills Payable	1,918,352	201,761,466
	Opening Balance	201,761,466	154,642,118
	Add: Bill charged for the year	52,232,302	242,375,003
	Less : Bill paid for during the year	(252,075,416)	(195,255,655)

Note No.	Particulars	2021-2022	2020-2021
26.00	Salary Tax Payable	51,360	40,254
	Opening Balance	40,254	35,077
	Add: Addition during the year	2,483,814	2,388,892
	Less : Adjustment during the year	(2,472,708)	(2,383,715)
27.00	Salary Payable (27.01+27.02)	16,878,500	4,489,317
27.01	Salary Payable-Rev.	13,143,743	3,574,817
	Opening Balance	3,574,817	571,399
	Add: Bill charged for the year	480,485,101	442,494,609
	Less : Bill paid for during the year	(470,916,174)	(439,491,191)
27.02	Salary Payable-Cap.	3,734,757	914,500
	Opening Balance	914,500	898,276
	Add: Bill charged for the year	37,433,112	28,639,179
	Less : Bill paid for during the year	(34,612,855)	(28,622,955)
28.00	Sundry Creditors	13,960,854	13,923,887
	Accounts Officer, National Identity Reg. Division	2,815	-
	Bangladesh-China Friendship Exhibition Center-DW	10,000,000	10,000,000
	Dhaka North City Corporation	651,636	651,636
	Dr.Md. Sariful Islam	3,600	-
	Earnest Money From Impress Telefilm Ltd	1,000,220	1,000,220
	E M From M/S Salam & Brothers	1,700,000	1,700,000
	Major Eng.Sumshuddin Ahmed Chowdhury	3,600	-
	Md. Asrafur Islam	3,600	-
	Md. Mojahidul Islam	3,600	-
	Md. Mozaffor Uddin	5,400	-
	Md. Shahjahan-Executive Engineer	514,031	514,031
	M.M.Ahasan Jamil	1,800	-
	Mr.A S M Raihanul Ferdous	5,400	-
	Mr. Uzzal Mollik	3,600	-
	United Delect Water Ltd	2	-
	E M From M/S Alam & Co	58,000	58,000
	Stamp Duty (1162101)	3,550	-
29.00	Interest Income-Rev. Rund	688,617,473	896,562,806
	Interest Income (FDR)-Rev.	678,862,530	879,578,125
	Interest on House Building Loan	100,600	142,804
	Interest on House Repairing Loan	5,057	10,887
	Interest on STD Account	9,649,286	16,830,990
30.00	Fuel & Lubricant	14,543,087	12,577,933
	Fuel & Lubricant-Light Vehicle	13,476,806	11,621,932
	Fuel & Lubricant-Motor Cycle	1,066,281	956,001

Note No.	Particulars	2021-2022	2020-2021
31.00	Repairing & Maint.	78,911,449	42,936,887
	Repair & Maint.-Light Vehicle	10,523,782	11,044,904
	Repair & Maint. of Building	44,641,604	15,879,389
	Repair & Maint. of Lift & Electrical Equipment	1,562,372	2,473,093
	Repair, & Maint.- Heavy Vehicle & Equipments	8,214,380	12,144,371
	Repair, & Maint.-Office Equipment & computer	1,298,416	1,395,130
	Repair, & Maint.-Road & Construction	12,670,895	-
32.00	Salary & Allowances	473,599,331	454,208,693
	Bangla New Year Festival Allowance	5,143,002	5,053,645
	Basic Salary-Grade-10	52,059,116	49,501,416
	Basic Salary-Grade-11-20	149,103,484	144,618,251
	Basic Salary-Grade-1-5	32,459,757	30,386,416
	Basic Salary-Grade-6-9	55,996,773	56,000,475
	Basic Salary-Officer	-	27,883
	Basic Salary-Staff	-	352,629
	Car Maint.Allowance (Deputataton Officer)	5,650,000	5,660,483
	Charge Allowance	991,717	676,248
	Conveyance Allowance	2,598,232	2,613,441
	Dearness Allowance	39,103	169
	Educational Allowance	7,279,974	7,326,415
	Entertainment Allowance	51,500	46,577
	House Rent-Rajuk Employee	119,200,032	117,985,422
	Medical Allowance-Rajuk Employee	19,926,365	20,351,219
	Overtime	10,457,015	10,846,681
	Salary & Allowances- Arrear-Officer	2,116,048	603,987
	Salary-Out Sourcing	8,036,832	-
	Salary-Rental Basis	337,956	-
	Tiffin Allowance	1,751,267	1,751,384
	Traveling Allowance	7,850	-
	Washing Allowance	393,308	405,952
33.00	Scheme Expenses-Revenue Fund	11,770,155	75,920,557
	Bldg. Road & Infr. Within Rajuk Area	3,167,843	-
	Detailed Area Plan- DAP-2016-2035	2,811,641	46,634,984
	Feasibility Study, Survey, Drawing Design & Planning	155,863	9,982,340
	Gulshan Banani Baridhara Lake Dev. Project	1,370,905	264,178
	Park/Playground prepare & Maint.	4,263,903	-
	Uttara Lake Dev. Project	-	19,039,055
34.00	Interest Income-Cap. Fund	1,982,756,807	2,293,891,744
	Interest on ESCROW A/C-Cap.	15,326,250	-
	Interest on FDR-Cap.	1,953,726,929	2,252,643,501
	Interest on STD-Cap.	13,703,629	41,248,243

RAJDHANI UNNAYAN KATRIPAKKHA
SCHEDULE OF FIXED ASSETS
AS ON 30-06-2022

Annex - A

Particulars	COST			Rate %	DEPRECIATION			W. D. V. As On 30-06-2022
	Balance as on 01.07.2021	Disposed during the year	Addition during the year		Total as on 30-06-2022	As on 01.07.2021	Charged during the year	
Building & Building Alteration & Modification	263,149,491.56	-	19,938,784.00	2.50	95,789,784.00	4,433,227.49	100,223,011.49	182,865,264.07
Multistoried Green Building at Mohakhali	55,386,607.00	-	-	-	-	-	-	55,386,607.00
Regional Office Building	32,284,622.00	-	-	2.50	6,504,775.51	614,496.16	7,119,271.67	25,135,350.33
Staff Quarter	367,629,789.00	-	7,850,639.00	5.00	121,515,658.48	12,501,972.50	134,017,630.98	241,462,797.02
Furniture & Fixture	97,631,624.00	-	9,950,995.00	6.00	41,105,497.98	3,690,097.41	44,795,595.39	62,787,023.61
Heavy Vehicles	76,860,765.13	-	-	25.00	71,893,892.14	1,241,718.25	73,135,610.39	3,725,154.74
Light Vehicles	171,299,679.00	-	-	20.00	135,295,342.24	7,200,867.35	142,496,209.59	28,803,469.41
Office Equipment & Computer	162,638,742.00	-	11,337,376.00	15.00	106,171,211.77	9,320,432.73	115,491,644.50	58,484,473.50
Boundary Wall	496,497.00	-	-	5.00	413,002.94	4,174.70	417,177.64	79,319.36
Mechinery	38,143,306.00	-	-	10.00	36,650,762.39	149,254.36	36,800,016.75	1,343,289.25
Electric Sub-station	14,157,586.00	-	-	15.00	11,707,853.28	367,459.91	12,075,313.19	2,082,272.81
Electro Mechanical Equipment	25,642,918.00	-	1,495,741.00	15.00	10,980,096.71	2,311,603.77	13,291,700.48	13,846,958.52
Lift for RAJUK's Bhaban	9,484,614.00	-	-	15.00	5,329,657.50	623,243.48	5,952,900.98	3,531,713.03
CCTV, Solar & PABX System	2,859,318.00	-	838,322.00	20.00	1,361,143.03	383,467.19	1,744,610.22	1,953,029.78
Software Purchase & Renewals	3,814,930.00	-	9,237,660.00	20.00	1,786,401.16	1,329,471.77	3,115,872.93	9,936,717.07
Total Tk.	1,321,480,488.69	-	60,649,517.00		646,505,079.13	44,201,487.07	690,706,566.20	691,423,439.49



Rajdhani Unnayan Karttripakkha
Statement of FDR-Capital Fund
As on June 2022

Annexure-B

Name of Bank, Branch & FDR No.	Opening Balance	Investment During the year	Encashment During the year	Closing Balance
A. FDR at Govt. Bank-Cap.				
FDR at Agrani Bank, Islampur Road Bra	250,000,000.00	-	-	250,000,000.00
FD No. 0082461-ABL	250,000,000.00	-	-	250,000,000.00
FDR at Agrani Bank Ltd, Imamgonj Br.	100,000,000.00	-	-	100,000,000.00
FD No. 0163686-ABL	100,000,000.00	-	-	100,000,000.00
FDR at Agrani Bank Ltd, Nawabpur Br.	200,000,000.00	-	-	200,000,000.00
FD No. 0510990-ABL	200,000,000.00	-	-	200,000,000.00
FDR at Agrani Bank Ltd, Rampura Br.	100,000,000.00	-	-	100,000,000.00
FD No. 0994166-ABL	100,000,000.00	-	-	100,000,000.00
FDR at Agrani Bank, Mouchak Branch	200,000,000.00	-	-	200,000,000.00
FD No. 0576893-ABL	200,000,000.00	-	-	200,000,000.00
FDR at Agrani Bank, Rajuk Bhaban Brar	3,900,000,000.00	50,000,000.00	-	3,950,000,000.00
FD No. 0003026-ABL	-	50,000,000.00	-	50,000,000.00
FD No. 0067932-ABL	400,000,000.00	-	-	400,000,000.00
FD No. 0067957-ABL	100,000,000.00	-	-	100,000,000.00
FD No. 0163208-ABL	150,000,000.00	-	-	150,000,000.00
FD No. 0163222-ABL	150,000,000.00	-	-	150,000,000.00
FD No. 0163257-ABL	100,000,000.00	-	-	100,000,000.00
FD No. 0163258-ABL	200,000,000.00	-	-	200,000,000.00
FD No. 0163259-ABL	300,000,000.00	-	-	300,000,000.00
FD No. 0163296-ABL	1,000,000,000.00	-	-	1,000,000,000.00
FD No. 0163297-ABL	1,000,000,000.00	-	-	1,000,000,000.00
FD No. 0163300-ABL	500,000,000.00	-	-	500,000,000.00
FDR at Bangladesh Dev. Bank, Motijhee	300,000,000.00	-	-	300,000,000.00
FD No. 0005580-BDBL	300,000,000.00	-	-	300,000,000.00
FDR at Bangladesh Development Bank	400,000,000.00	-	-	400,000,000.00
FD No. 0010091-BDBL	400,000,000.00	-	-	400,000,000.00
FDR at BASIC Bank, Babu Bazar Branch	285,000,000.00	-	-	285,000,000.00
FD No. 031380-BASIC	5,000,000.00	-	-	5,000,000.00
FD No. 031477-BASIC	30,000,000.00	-	-	30,000,000.00
FD No. 031492-BBL	100,000,000.00	-	-	100,000,000.00
FD No. 031495-BBL	50,000,000.00	-	-	50,000,000.00
FD No. 052048-BASIC	50,000,000.00	-	-	50,000,000.00
FD No. 117183-BASIC	50,000,000.00	-	-	50,000,000.00
FDR at BASIC Bank, Banani Branch	100,000,000.00	-	-	100,000,000.00
FD No. 062900-BASIC	20,000,000.00	-	-	20,000,000.00

Ref: GKC/24-25/A/069



Annexure-B

Name of Bank, Branch & FDR No.	Opening Balance	Investment During the year	Encashment During the year	Closing Balance
FD No. 062936-BBL	80,000,000.00	-	-	80,000,000.00
FDR at BASIC Bank, Bangshal Branch	150,000,000.00	-	-	150,000,000.00
FD No. 022950-BASIC	100,000,000.00	-	-	100,000,000.00
FD No. 085026-BASIC	50,000,000.00	-	-	50,000,000.00
FDR at BASIC Bank, Basundhara Branch	600,000,000.00	-	-	600,000,000.00
FD No. 094580-BASIC	150,000,000.00	-	-	150,000,000.00
FD No. 094656-BASIC	50,000,000.00	-	-	50,000,000.00
FD No. 095816-BASIC	150,000,000.00	-	-	150,000,000.00
FD No. 095895-BASIC	250,000,000.00	-	-	250,000,000.00
FDR at BASIC Bank, Dhanmondi Branch	500,000,000.00	-	-	500,000,000.00
FD No. 055599-BASIC	200,000,000.00	-	-	200,000,000.00
FD No. 055805-BASIC	100,000,000.00	-	-	100,000,000.00
FD No. 055847-BASIC	200,000,000.00	-	-	200,000,000.00
FDR at Basic Bank, Dilkusha Branch	150,000,000.00	-	-	150,000,000.00
FD No. 018706-BBL	100,000,000.00	-	-	100,000,000.00
FD No. 087197-BASIC	50,000,000.00	-	-	50,000,000.00
FDR at BASIC Bank, Gulshan Branch	330,000,000.00	-	-	330,000,000.00
FD No. 027880-BASIC	30,000,000.00	-	-	30,000,000.00
FD No. 060189-BASIC	100,000,000.00	-	-	100,000,000.00
FD No. 082210-BASIC	200,000,000.00	-	-	200,000,000.00
FDR at BASIC Bank, Kawran Bazar Branch	480,000,000.00	-	-	480,000,000.00
FD No. 041440-BBL	80,000,000.00	-	-	80,000,000.00
FD No. 058601-BASIC	150,000,000.00	-	-	150,000,000.00
FD No. 058747-BASIC	250,000,000.00	-	-	250,000,000.00
FDR at Basic Bank Ltd, Shamoli Br.	230,000,000.00	-	-	230,000,000.00
FD No. 041884-BBL	80,000,000.00	-	-	80,000,000.00
FD No. 094982-BASIC	150,000,000.00	-	-	150,000,000.00
FDR at Basic Bank, Mirpur Br.	50,000,000.00	-	-	50,000,000.00
FD No. 079569-BASIC	50,000,000.00	-	-	50,000,000.00
FDR at BASIC Bank, Motijheel Main Branch	50,000,000.00	-	-	50,000,000.00
FD No. 204043-BASIC	50,000,000.00	-	-	50,000,000.00
FDR at BASIC Bank, Moulavi Bazar Branch	200,000,000.00	-	-	200,000,000.00
FD No. 006414-BBL	100,000,000.00	-	-	100,000,000.00
FD No. 006416-BBL	50,000,000.00	-	-	50,000,000.00
FD No. 006493-BBL	50,000,000.00	-	-	50,000,000.00
FDR at BASIC Bank, Shantinagar Branch	330,000,000.00	100,000,000.00	-	430,000,000.00
FD No. 029578-BBL	100,000,000.00	-	-	100,000,000.00
FD No. 066503-BASIC	30,000,000.00	-	-	30,000,000.00
FD No. 110383-BASIC	200,000,000.00	-	-	200,000,000.00

Annexure-B

Name of Bank, Branch & FDR No.	Opening Balance	Investment During the year	Encashment During the year	Closing Balance
FD No. 209783-BASIC	-	100,000,000.00	-	100,000,000.00
FDR at BKB, Badda Branch	50,000,000.00	-	-	50,000,000.00
FD No. 583546-BKB	20,000,000.00	-	-	20,000,000.00
FDNO.583556-BKB	30,000,000.00	-	-	30,000,000.00
FDR at BKB, Banani Branch	130,000,000.00	-	-	130,000,000.00
FD No. 054154-BKB	100,000,000.00	-	-	100,000,000.00
FD No. 609009-BKB	30,000,000.00	-	-	30,000,000.00
FDR at BKB, Chalk Bazar Branch	30,000,000.00	-	-	30,000,000.00
FD No. 509661-BKB	30,000,000.00	-	-	30,000,000.00
FDR at BKB, Forashgonj Branch	95,000,000.00	-	-	95,000,000.00
FD No. 566912-BKB	25,000,000.00	-	-	25,000,000.00
FD No. 566962-BKB	50,000,000.00	-	-	50,000,000.00
FD No. 630856-BKB	20,000,000.00	-	-	20,000,000.00
FDR at BKB, Khamar Bari Branch	30,000,000.00	-	-	30,000,000.00
FD No. 584445-BKB	30,000,000.00	-	-	30,000,000.00
FDR at BKB, Local Office	80,000,000.00	100,000,000.00	-	180,000,000.00
FD No. 514162-BKB	30,000,000.00	-	-	30,000,000.00
FD No. 672265-BKB	50,000,000.00	-	-	50,000,000.00
FD No. 675907-BKB	-	100,000,000.00	-	100,000,000.00
FDR at BKB, Mirpur Branch	50,000,000.00	-	-	50,000,000.00
FD No. 583958-BKB	50,000,000.00	-	-	50,000,000.00
FDR at BKB, Shamoli Branch	40,000,000.00	-	-	40,000,000.00
FD No. 584972-BKB	40,000,000.00	-	-	40,000,000.00
FDR at BKB, Training Institute Branch	100,000,000.00	-	-	100,000,000.00
FD No. 584151-BKB	50,000,000.00	-	-	50,000,000.00
FD No. 610753-BKB	50,000,000.00	-	-	50,000,000.00
FDR at Janata Bank, Dilkusha Corp. Branch	70,000,000.00	-	-	70,000,000.00
FD No. 313488-JBL	70,000,000.00	-	-	70,000,000.00
FDR at Janata Bank, Green Road Branch	70,000,000.00	-	-	70,000,000.00
FD No. 233134-JBL	70,000,000.00	-	-	70,000,000.00
FDR at Janata Bank, Kamlapur Branch	50,000,000.00	-	-	50,000,000.00
FD No. 291166-JBL	50,000,000.00	-	-	50,000,000.00
FDR at Janata Bank Ltd, Kaptan Bazar Branch	-	50,000,000.00	-	50,000,000.00
FD No. 0864346-JBL	-	50,000,000.00	-	50,000,000.00
FDR at Janata Bank Ltd, Local Office	550,000,000.00	-	-	550,000,000.00
FD No. 0660106-JBL	100,000,000.00	-	-	100,000,000.00
FD No. 0660158-JBL	300,000,000.00	-	-	300,000,000.00
FD No. 0660408-JBL	150,000,000.00	-	-	150,000,000.00
FDR at Janata Bank, Mohakhali Branch	150,000,000.00	-	-	150,000,000.00

Ref: GKC/24-25/A/069



Annexure-B

Name of Bank, Branch & FDR No.	Opening Balance	Investment During the year	Encashment During the year	Closing Balance
FDNo.283713-JBL	50,000,000.00	-	-	50,000,000.00
FD No. 283985-JBL	50,000,000.00	-	-	50,000,000.00
FD No. 284125-JBL	50,000,000.00	-	-	50,000,000.00
FDR at Janata Bank, Motijheel Corp. Bra	40,000,000.00	-	-	40,000,000.00
FD No. 388326-JBL	40,000,000.00	-	-	40,000,000.00
FDR at Janata Bank, New Market Branch	70,000,000.00	-	-	70,000,000.00
FD No. 332123-JBL	70,000,000.00	-	-	70,000,000.00
FDR at Janata Bank, Rajuk Bhaban Bran	9,090,000,000.00	-	-	9,090,000,000.00
FD No. 0050600-JBL	200,000,000.00	-	-	200,000,000.00
FD No. 0550517-JBL	250,000,000.00	-	-	250,000,000.00
FD No. 0550536-JBL	500,000,000.00	-	-	500,000,000.00
FD No. 0550599-JBL	200,000,000.00	-	-	200,000,000.00
FD No. 0550603-JBL	300,000,000.00	-	-	300,000,000.00
FD No. 0550614-JBL	400,000,000.00	-	-	400,000,000.00
FD No. 0550615-JBL	400,000,000.00	-	-	400,000,000.00
FD No. 0550618-JBL	450,000,000.00	-	-	450,000,000.00
FD No. 0550638-JBL	1,000,000,000.00	-	-	1,000,000,000.00
FD No. 0550639-JBL	1,000,000,000.00	-	-	1,000,000,000.00
FD No. 0550640-JBL	500,000,000.00	-	-	500,000,000.00
FD No. 0550658-JBL	200,000,000.00	-	-	200,000,000.00
FD No. 127113-JBL	60,000,000.00	-	-	60,000,000.00
FD No. 127114-JBL	50,000,000.00	-	-	50,000,000.00
FD No. 127118-JBL	100,000,000.00	-	-	100,000,000.00
FD No. 127202-JBL	100,000,000.00	-	-	100,000,000.00
FD No. 127203-JBL	200,000,000.00	-	-	200,000,000.00
FD No. 127204-JBL	50,000,000.00	-	-	50,000,000.00
FDNo.127356-JBL	50,000,000.00	-	-	50,000,000.00
FD No. 127358-JBL	200,000,000.00	-	-	200,000,000.00
FD No. 127429-JBL	160,000,000.00	-	-	160,000,000.00
FD No. 127468-JBL	140,000,000.00	-	-	140,000,000.00
FD No. 127489-JBL	450,000,000.00	-	-	450,000,000.00
FD No. 347026-JBL	200,000,000.00	-	-	200,000,000.00
FD No. 347068-JBL	500,000,000.00	-	-	500,000,000.00
FD No. 347087-JBL	800,000,000.00	-	-	800,000,000.00
FD No. 347132-JBL	100,000,000.00	-	-	100,000,000.00
FD No. 347218-JBL	80,000,000.00	-	-	80,000,000.00
FD No. 347256-JBL	50,000,000.00	-	-	50,000,000.00
FD No. 55009417-JBL	250,000,000.00	-	-	250,000,000.00
FD No. 55009945-JBL	150,000,000.00	-	-	150,000,000.00

Ref: GKC/24-25/A/069



Annexure-B

Name of Bank, Branch & FDR No.	Opening Balance	Investment During the year	Encashment During the year	Closing Balance
FDR at Janata Bank, Ramna Corp. Branch	350,000,000.00	-	-	350,000,000.00
FD No. 386969-JBL	350,000,000.00	-	-	350,000,000.00
FDR at Janata Bank, Shamoli Branch	70,000,000.00	-	-	70,000,000.00
FD No. 330389-JBL	70,000,000.00	-	-	70,000,000.00
FDR at Janata Bank, Shere- Bangla Nagar	100,000,000.00	-	-	100,000,000.00
FD No. 0669332-JBL	100,000,000.00	-	-	100,000,000.00
FDR at Janata Bank, Uttara Model Town	90,000,000.00	-	-	90,000,000.00
FD No. 0464475-JBL	30,000,000.00	-	-	30,000,000.00
FD No. 365155-JBL	60,000,000.00	-	-	60,000,000.00
FDR at Janata Bank, Zero Point Branch	20,000,000.00	-	-	20,000,000.00
FD No. 213217-JBL	20,000,000.00	-	-	20,000,000.00
FDR at RAKUB, Motijheel Branch	180,000,000.00	-	-	180,000,000.00
FD No. 070540-RKBL	50,000,000.00	-	-	50,000,000.00
FD No. 070601-RAKUB	30,000,000.00	-	-	30,000,000.00
FD No. 161223-RAKUB	100,000,000.00	-	-	100,000,000.00
FDR at Rupali Bank, B B Avenue Br.	300,000,000.00	-	-	300,000,000.00
FD No. 472832-RBL	100,000,000.00	-	-	100,000,000.00
FD No. 472841-RBL	200,000,000.00	-	-	200,000,000.00
FDR at Rupali Bank, Local Office, Dilkus	200,000,000.00	-	-	200,000,000.00
FD No. 003688-RBL	200,000,000.00	-	-	200,000,000.00
FDR at Rupali Bank Ltd, Chalkbazar Br.	200,000,000.00	-	-	200,000,000.00
FD No. 039362-RBL	200,000,000.00	-	-	200,000,000.00
FDR at Rupali Bank Ltd, Naya Palton Br.	400,000,000.00	-	-	400,000,000.00
FD No. 006353-RBL	150,000,000.00	-	-	150,000,000.00
FD No. 006384-RBL	250,000,000.00	-	-	250,000,000.00
FDR at Rupali Bank, Mitfort Branch	220,000,000.00	-	-	220,000,000.00
FD No. 035347-RBL	200,000,000.00	-	-	200,000,000.00
FD No. 311881-RBL	20,000,000.00	-	-	20,000,000.00
FDR at Rupali Bank, Mohila Branch	700,000,000.00	-	-	700,000,000.00
FD No. 007238-RBL	50,000,000.00	-	-	50,000,000.00
FD No. 007338-RBL	400,000,000.00	-	-	400,000,000.00
FD No. 007428-RBL	250,000,000.00	-	-	250,000,000.00
FDR at Sonali Bank, Rajuk Bhaban Bran	2,050,000,000.00	50,000,000.00	-	2,100,000,000.00
FD No. 0031025-SBL	100,000,000.00	-	-	100,000,000.00
FD No. 0031048-SBL	300,000,000.00	-	-	300,000,000.00
FD No. 0031098-SBL	150,000,000.00	-	-	150,000,000.00
FD No. 0031180-SBL	100,000,000.00	-	-	100,000,000.00
FD No. 0164078-SBL	100,000,000.00	-	-	100,000,000.00
FD No. 0164090-SBL	350,000,000.00	-	-	350,000,000.00



Annexure-B

Name of Bank, Branch & FDR No.	Opening Balance	Investment During the year	Encashment During the year	Closing Balance
FD No. 0759017-SBL	300,000,000.00	-	-	300,000,000.00
FD No. 0759061-SBL	200,000,000.00	-	-	200,000,000.00
FD No. 0759062-SBL	200,000,000.00	-	-	200,000,000.00
FD No. 0919922-SBL	200,000,000.00	-	-	200,000,000.00
FD No. 0919947-SBL	-	50,000,000.00	-	50,000,000.00
FD No. 1091769-SBL	50,000,000.00	-	-	50,000,000.00
FDR at Sonali Bank, Wage Earners Branch	50,000,000.00	-	-	50,000,000.00
FD No. 0311508-SBL	50,000,000.00	-	-	50,000,000.00
A. Total	24,530,000,000.00	350,000,000.00	-	24,880,000,000.00
B. FDR at Pvt. Bank-Cap.				
FDR at A B Bank Ltd, Elephant Road Branch	50,000,000.00	-	-	50,000,000.00
FD No. 3472597-ABBL	50,000,000.00	-	-	50,000,000.00
FDR at AB Bank Ltd, Imamgonj Br.	50,000,000.00	-	-	50,000,000.00
FD No. 3428447-ABBL	50,000,000.00	-	-	50,000,000.00
FDR at Exim Bank Ltd, Elephant Road Branch	50,000,000.00	-	-	50,000,000.00
FD No. 0609414-EXIM	50,000,000.00	-	-	50,000,000.00
FDR at Exim Bank Ltd, Imamgong Branch	150,000,000.00	-	-	150,000,000.00
FD No. 0702830-EXIM	100,000,000.00	-	-	100,000,000.00
FD No. 0702882-EXIM	50,000,000.00	-	-	50,000,000.00
FDR at Exim Bank Ltd, Kawran Bazar Branch	220,000,000.00	-	-	220,000,000.00
FD No. 0586124-EXIM	70,000,000.00	-	-	70,000,000.00
FD No. 0851408-EXIM	150,000,000.00	-	-	150,000,000.00
FDR at EXIM Bank Ltd, Keranigonj Br.	50,000,000.00	-	-	50,000,000.00
FD No. 0701454-EXIM	50,000,000.00	-	-	50,000,000.00
FDR at Exim Bank Ltd, Motijheel Branch	100,000,000.00	-	-	100,000,000.00
FD No. 0535937-EBL	50,000,000.00	-	-	50,000,000.00
FD No. 0612229-EXIM	50,000,000.00	-	-	50,000,000.00
FDR at Exim Bank Ltd, Palton Branch	270,000,000.00	-	-	270,000,000.00
FD No. 0513445-EBL	50,000,000.00	-	-	50,000,000.00
FD No. 0596458-EXIM	100,000,000.00	-	-	100,000,000.00
FD No. 0814217-EXIM	100,000,000.00	-	-	100,000,000.00
FD No. 083549-EBL	20,000,000.00	-	-	20,000,000.00
FDR at Exim Bank Ltd, Ring Road Branch	50,000,000.00	-	-	50,000,000.00
FD No. 0617638-EXIM	50,000,000.00	-	-	50,000,000.00
FDR at First Security Bank, Bangshal Branch	50,000,000.00	-	-	50,000,000.00
FD No. 1227716-FSIBL	50,000,000.00	-	-	50,000,000.00
FDR at First Security Bank, Basaboo Branch	50,000,000.00	-	-	50,000,000.00
FD No. 0884489-FSIBL	50,000,000.00	-	-	50,000,000.00
FDR at First Security Bank, Dilkusha Branch	250,000,000.00	-	-	250,000,000.00

Annexure-B

Name of Bank, Branch & FDR No.	Opening Balance	Investment During the year	Encashment During the year	Closing Balance
FD No. 0781399-FSIBL	100,000,000.00	-	-	100,000,000.00
FD No. 1387523-FSIBL	150,000,000.00	-	-	150,000,000.00
FDR at First Security Bank, Gulshan Bra	100,000,000.00	-	-	100,000,000.00
FD No. 1400809-FSIBL	100,000,000.00	-	-	100,000,000.00
FDR at First Security Bank, Malibag Bra	350,000,000.00	-	-	350,000,000.00
FD No. 0833477-FSIBL	50,000,000.00	-	-	50,000,000.00
FD No. 0936680-FSIBL	50,000,000.00	-	-	50,000,000.00
FD No. 0937184-FSIBL	50,000,000.00	-	-	50,000,000.00
FD No. 1056201-FSIBL	50,000,000.00	-	-	50,000,000.00
FD No. 1189009-FSIBL	50,000,000.00	-	-	50,000,000.00
FD No. 1513724-FSIBL	100,000,000.00	-	-	100,000,000.00
FDR at First Security Bank, Shamoli Br.	80,000,000.00	-	-	80,000,000.00
FD No. 0868088-FSIBL	80,000,000.00	-	-	80,000,000.00
FDR at First Security Bank, Topkhana R	50,000,000.00	-	-	50,000,000.00
FD No. 1333350-FSIBL	50,000,000.00	-	-	50,000,000.00
FDR at First Security Islami Bank, Dhon	50,000,000.00	-	-	50,000,000.00
FD No. 0921393-FSIBL	50,000,000.00	-	-	50,000,000.00
FDR at First Security Islami Bank, Dilku	100,000,000.00	-	-	100,000,000.00
FD No. 0781052-FSBL	50,000,000.00	-	-	50,000,000.00
FD No. 0955635-FSIBL	50,000,000.00	-	-	50,000,000.00
FDR at First Security Islami Bank, Joyna	50,000,000.00	-	-	50,000,000.00
FD No. 0959581-FSIBL	50,000,000.00	-	-	50,000,000.00
FDR at First Security Islami Bank, Kawr	100,000,000.00	-	-	100,000,000.00
FD No. 0834764-FSBL	50,000,000.00	-	-	50,000,000.00
FD No. 0939829-FSIBL	50,000,000.00	-	-	50,000,000.00
FDR at First Security Islami Bank, Kona	100,000,000.00	-	-	100,000,000.00
FD No. 0848029-FSIBL	50,000,000.00	-	-	50,000,000.00
FD No. 0848232-FSIBL	50,000,000.00	-	-	50,000,000.00
FDR at First Security Islami Bank Ltd, A	50,000,000.00	-	-	50,000,000.00
FD No. 1432245-FSIBL	50,000,000.00	-	-	50,000,000.00
FDR at First Security Islami Bank Ltd, C	50,000,000.00	-	-	50,000,000.00
FD No. 0929805-FSIBL	50,000,000.00	-	-	50,000,000.00
FDR at First Security Islami Bank Ltd, C	-	100,000,000.00	-	100,000,000.00
FD No. 1767411-FSIBL	-	100,000,000.00	-	100,000,000.00
FDR at First Security Islami Bank Ltd, Is	150,000,000.00	-	-	150,000,000.00
FD No. 0819383-FSIBL	50,000,000.00	-	-	50,000,000.00
FD No. 1221796-FSIBL	100,000,000.00	-	-	100,000,000.00
FDR at First Security Islami Bank Ltd, P	50,000,000.00	-	-	50,000,000.00
FD No. 0923022-FSIBL	50,000,000.00	-	-	50,000,000.00

Annexure-B

Name of Bank, Branch & FDR No.	Opening Balance	Investment During the year	Encashment During the year	Closing Balance
FDR at First Security Islami Bank Ltd, R	80,000,000.00	-	-	80,000,000.00
FD No. 0922627-FSIBL	80,000,000.00	-	-	80,000,000.00
FDR at First Security Islami Bank Ltd, R	150,000,000.00	-	-	150,000,000.00
FD No. 0912454-FSIBL	50,000,000.00	-	-	50,000,000.00
FD No. 0912501-FSIBL	50,000,000.00	-	-	50,000,000.00
FD No. 0991630-FSIBL	50,000,000.00	-	-	50,000,000.00
FDR at First Security Islami Bank Ltd, S	50,000,000.00	-	-	50,000,000.00
FD No. 0949423-FSIBL	50,000,000.00	-	-	50,000,000.00
FDR at First Security Islami Bank Md.Pi	100,000,000.00	-	-	100,000,000.00
FD No. 1046162-FSIBL	100,000,000.00	-	-	100,000,000.00
FDR at First Security Islami Bank, Moha	100,000,000.00	100,000,000.00	-	200,000,000.00
FD No. 0784021-FSBL	50,000,000.00	-	-	50,000,000.00
FD No. 0784493-FSIBL	50,000,000.00	-	-	50,000,000.00
FD No. 1136776-FSIBL	-	100,000,000.00	-	100,000,000.00
FDR at First Security Islami Bank, Motij	200,000,000.00	-	-	200,000,000.00
FD No. 0802281-FSIBL	50,000,000.00	-	-	50,000,000.00
FD No. 1041053-FSIBL	50,000,000.00	-	-	50,000,000.00
FD No. 1486946-FSIBL	100,000,000.00	-	-	100,000,000.00
FDR at First Security Islami Bank, Topkl	50,000,000.00	-	-	50,000,000.00
FD No.0919152-FSIBL	50,000,000.00	-	-	50,000,000.00
FDR at I F I C Bank, Fedaration Branch	-	100,000,000.00	-	100,000,000.00
FD No. 1427031 IFIC	-	100,000,000.00	-	100,000,000.00
FDR at Jamuna Bank Ltd, Dilkusha Bran	50,000,000.00	-	-	50,000,000.00
FD No. 0892988-FSIBL	50,000,000.00	-	-	50,000,000.00
FDR at Meghna Bank Ltd, Dhanmondi B	-	50,000,000.00	-	50,000,000.00
FD No. 111128500000001	-	50,000,000.00	-	50,000,000.00
FDR at Meghna Bank Ltd,Principal Br.	150,000,000.00	-	-	150,000,000.00
FD No. 0032713-MBL	150,000,000.00	-	-	150,000,000.00
FDR at Meghna Bank Ltd, Principal Br. C	200,000,000.00	-	-	200,000,000.00
FD No. 0029555-MBL	100,000,000.00	-	-	100,000,000.00
FD No. 0029556-MBL	100,000,000.00	-	-	100,000,000.00
FDR at Modhumoti Bank Ltd, Aganagor	700,000,000.00	-	-	700,000,000.00
FD No. 0003514-MBL	50,000,000.00	-	-	50,000,000.00
FD No. 0003515-MBL	50,000,000.00	-	-	50,000,000.00
FD No. 0003516-MBL	100,000,000.00	-	-	100,000,000.00
FD No. 0003518-MBL	100,000,000.00	-	-	100,000,000.00
FD No. 0003519-MBL	100,000,000.00	-	-	100,000,000.00
FD No.0003520-MBL	200,000,000.00	-	-	200,000,000.00
FD No. 0003570-MBL	100,000,000.00	-	-	100,000,000.00

Name of Bank, Branch & FDR No.	Opening Balance	Investment During the year	Encashment During the year	Closing Balance
FDR at National Bank, Dikusha Branch	50,000,000.00	-	-	50,000,000.00
FD No. 0479549-NBL	50,000,000.00	-	-	50,000,000.00
FDR at National Bank, Foreign Exchange	50,000,000.00	-	-	50,000,000.00
FD No. 0331964-NBL	50,000,000.00	-	-	50,000,000.00
FDR at National Bank, Motijheel Branch	100,000,000.00	-	-	100,000,000.00
FD No. 0337922-NBL	100,000,000.00	-	-	100,000,000.00
FDR at National Bank, Rifal Square Branch	130,000,000.00	-	-	130,000,000.00
FD No. 0291079-NBL	30,000,000.00	-	-	30,000,000.00
FD No. 0291262-NBL	30,000,000.00	-	-	30,000,000.00
FD No. 0291265-NBL	20,000,000.00	-	-	20,000,000.00
FD No. 0430159-NBL	50,000,000.00	-	-	50,000,000.00
FDR at NRB Bank Ltd, Gulshan Branch	50,000,000.00	-	50,000,000.00	
FD No. 0003317-NRBBL	50,000,000.00	-	50,000,000.00	
FDR at NRBC Bank Ltd, Gulshan Br.	100,000,000.00	-	-	100,000,000.00
FD No. 0054126-NRBCBL	50,000,000.00	-	-	50,000,000.00
FD No. 0054127-NRBCBL	50,000,000.00	-	-	50,000,000.00
FDR at NRB Global Bank Ltd, Banani Br	500,000,000.00	-	-	500,000,000.00
FD No. 0552165-NRBGL	250,000,000.00	-	-	250,000,000.00
FD No. 0552166-NRBGL	250,000,000.00	-	-	250,000,000.00
FDR at NRB Global Bank Ltd, Gulshan B	50,000,000.00	-	-	50,000,000.00
FD No. 0562797-NRBGBL	50,000,000.00	-	-	50,000,000.00
FDR at NRB Global Bank Ltd, Nawabpur	100,000,000.00	-	-	100,000,000.00
FD No. 0569209-NRBGBL	100,000,000.00	-	-	100,000,000.00
FDR at NRB Global Bank Ltd, Noyapolta	250,000,000.00	-	-	250,000,000.00
FD No. 0535203-NRBGL	250,000,000.00	-	-	250,000,000.00
FDR at Oriental Bank(ICB), Kawran Bazar	6,233,750.00	-	3,230.00	6,230,520.00
FD No. 128174-OBL	6,233,750.00	-	3,230.00	6,230,520.00
FDR at Premier Bank, Banani Br.	100,000,000.00	-	-	100,000,000.00
FD No. 0200200-PBL	100,000,000.00	-	-	100,000,000.00
FDR at Premier Bank Ltd, Baridhara Br.	50,000,000.00	-	-	50,000,000.00
FD No. 0180168-PBL	50,000,000.00	-	-	50,000,000.00
FDR at Premier Bank Ltd, Dilkusha Branch	50,000,000.00	-	-	50,000,000.00
FD No. 0308846-PRBL	50,000,000.00	-	-	50,000,000.00
FDR at Premier Bank Ltd, Elephant Road	50,000,000.00	-	-	50,000,000.00
FD No. 0203113-PBL	50,000,000.00	-	-	50,000,000.00
FDR at Premier Bank Ltd, Kawran Bazar	100,000,000.00	-	-	100,000,000.00
FD No. 0186992-PBL	50,000,000.00	-	-	50,000,000.00
FD No. 0263453-PBL	50,000,000.00	-	-	50,000,000.00
FDR at Premier Bank Ltd, Motijheel Branch	250,000,000.00	-	-	250,000,000.00

Annexure-B

Name of Bank, Branch & FDR No.	Opening Balance	Investment During the year	Encashment During the year	Closing Balance
FD No. 0212605-PBL	50,000,000.00	-	-	50,000,000.00
FD No. 0274661-PBL	100,000,000.00	-	-	100,000,000.00
FD No. 0298847-PrBL	100,000,000.00	-	-	100,000,000.00
FDR at Premier Bank Ltd , Nawabpur Br	20,000,000.00	-	-	20,000,000.00
FD No. 0114147-PBL	20,000,000.00	-	-	20,000,000.00
FDR at Premier Bank Ltd,Saterkul Br.	50,000,000.00	-	-	50,000,000.00
FD No. 0165280-PBL	50,000,000.00	-	-	50,000,000.00
FDR at Premier Bank Ltd, SME Br. Bana	50,000,000.00	-	-	50,000,000.00
FD No. 0288940-PBL	50,000,000.00	-	-	50,000,000.00
FDR at Premier Bank Lt, Shamoli Br.	50,000,000.00	-	-	50,000,000.00
FD No. 0176995-PBL	50,000,000.00	-	-	50,000,000.00
FDR at SIBL, Mouchak Br.(Khilgoan Ag	50,000,000.00	-	-	50,000,000.00
FD No. 0006063-SIBL	50,000,000.00	-	-	50,000,000.00
FDR at SIBL Principal Br, Dilkusa	50,000,000.00	-	-	50,000,000.00
FD No. 10276738-SIBL	50,000,000.00	-	-	50,000,000.00
FDR at Social Islami Bank Ltd, Dania Br	50,000,000.00	-	-	50,000,000.00
FD No. 10543356-SIBL	50,000,000.00	-	-	50,000,000.00
FDR at Social Islami Bank Ltd, Foreign E	100,000,000.00	-	-	100,000,000.00
FD No. 10642314-SIBL	100,000,000.00	-	-	100,000,000.00
FDR at Social Islami Bank Ltd, Gauchia	50,000,000.00	-	-	50,000,000.00
FD No. 10225860-SIBL	50,000,000.00	-	-	50,000,000.00
FDR at Social Islami Bank Ltd, Mouchak	150,000,000.00	-	-	150,000,000.00
FD No.10214026-SIBL	50,000,000.00	-	-	50,000,000.00
FD No. 10214093-SIBL	50,000,000.00	-	-	50,000,000.00
FD No. 10271404-SIBL	50,000,000.00	-	-	50,000,000.00
FDR at Social Islami Bank Ltd, New Esk	50,000,000.00	-	-	50,000,000.00
FD No. 10204729-SIBL	50,000,000.00	-	-	50,000,000.00
FDR at Social Islami Bank Ltd, Principal	50,000,000.00	-	-	50,000,000.00
FD No. 10537332-SIBL	50,000,000.00	-	-	50,000,000.00
FDR at Social Islami Bank Ltd, Rampura	150,000,000.00	-	-	150,000,000.00
FD No. 10149556-SIBL	50,000,000.00	-	-	50,000,000.00
FD No. 10246825-SIBL	50,000,000.00	-	-	50,000,000.00
FD No. 10508490-SIBL	50,000,000.00	-	-	50,000,000.00
FDR at Social Islami Bank, South Banas	100,000,000.00	-	-	100,000,000.00
FD No. 10580879-SIBL	100,000,000.00	-	-	100,000,000.00
FDR at Socil Islami Bank Ltd, Islampur E	100,000,000.00	-	-	100,000,000.00
FD No. 10076584-SIBL	50,000,000.00	-	-	50,000,000.00
FD No. 10076900-SIBL	50,000,000.00	-	-	50,000,000.00
FDR at Socil Islami Bank Ltd, Mouchak	50,000,000.00	-	-	50,000,000.00

Annexure-B

Name of Bank, Branch & FDR No.	Opening Balance	Investment During the year	Encashment During the year	Closing Balance
FD No. 10214065-SIBL	50,000,000.00	-	-	50,000,000.00
FDR at South Bangla Agr. & Com. Bank	50,000,000.00	-	-	50,000,000.00
FD No. 0085174-SBACBL	50,000,000.00	-	-	50,000,000.00
FDR at Standard Bank Ltd, Imamgonj Br	70,000,000.00	-	-	70,000,000.00
FD No. 030302-SBL	50,000,000.00	-	-	50,000,000.00
F D No.030384-SBL	20,000,000.00	-	-	20,000,000.00
FDR at Union Bank Ltd, Jamuna Future	50,000,000.00	-	-	50,000,000.00
FD No. 0075247-UBL	50,000,000.00	-	-	50,000,000.00
FDR at Union Bank Ltd, Principal Branc	500,000,000.00	-	-	500,000,000.00
FD No. 0123574-UBL	250,000,000.00	-	-	250,000,000.00
FD No. 0123575-UBL	250,000,000.00	-	-	250,000,000.00
B.Total	8,226,233,750.00	350,000,000.00	50,003,230.00	8,526,230,520.00
C. B.O A/C No. 1204090019385151	7,500,000.00	-	-	7,500,000.00
Share of ICB Islami Bank, Kawran Bazar	5,000,000.00	-	-	5,000,000.00
Share of ICB Islami Bank, Mirpur Road B	2,500,000.00	-	-	2,500,000.00
C Total	7,500,000.00	-	-	7,500,000.00
Grand Total (A+B+C)	32,763,733,750.00	700,000,000.00	50,003,230.00	33,413,730,520.00



Rajdhani Unnayan Kartripakkha
Statement of FDR-Revenue Fund
As on June 2022

Annexure-C

Name of Bank, Branch & FDR No.	Opening Balance	Investment During the year	Encashment During the year	Closing Balance
A.FDR at Govt. Bank-Rev.				
FDR at Agrani Bank Ltd, Kamlapur Branch,	50,000,000.00	-	-	50,000,000.00
FD No. 0171519-ABL	50,000,000.00	-	-	50,000,000.00
FDR at Agrani Bank, Rajuk Bhaban Branch	1,890,000,000.00	-	-	1,890,000,000.00
FD No. 0003016-ABL	200,000,000.00	-	-	200,000,000.00
FD No. 0047678-ABL	100,000,000.00	-	-	100,000,000.00
FD No.0067925-ABL	250,000,000.00	-	-	250,000,000.00
FD No. 0067942-ABL	120,000,000.00	-	-	120,000,000.00
FD No. 0067975-ABL	120,000,000.00	-	-	120,000,000.00
FD No. 0163204-ABL	300,000,000.00	-	-	300,000,000.00
FD No. 0163210-ABL	100,000,000.00	-	-	100,000,000.00
FD No. 0163212-ABL	300,000,000.00	-	-	300,000,000.00
FD No. 0163261-AB	200,000,000.00	-	-	200,000,000.00
FD No. 0163263-AB	200,000,000.00	-	-	200,000,000.00
FDR at Banladesh Development Bank Ltd, Pri	50,000,000.00	-	-	50,000,000.00
FD No. 0022165-BDBL	50,000,000.00	-	-	50,000,000.00
FDR at BASIC Bank, Babu Bazar Branch	100,000,000.00	-	-	100,000,000.00
FD No. 031416-BASIC	10,000,000.00	-	-	10,000,000.00
FD No. 031462-BASIC	30,000,000.00	-	-	30,000,000.00
FD No. 031598-BBL	60,000,000.00	-	-	60,000,000.00
FDR at BASIC Bank, Dhanmondi Branch	70,000,000.00	-	-	70,000,000.00
FD No. 037362-BBL	20,000,000.00	-	-	20,000,000.00
FD No. 055731-BASIC	50,000,000.00	-	-	50,000,000.00
FDR at BASIC Bank, Islampur Branch	200,000,000.00	-	-	200,000,000.00
FD No. 044498-BASIC	100,000,000.00	-	-	100,000,000.00
FD No. 078558-BASIC	100,000,000.00	-	-	100,000,000.00
FDR at BASIC Bank, Kawran Bazar Branch	1,460,000,000.00	-	-	1,460,000,000.00
FD No. 040137-BBL	40,000,000.00	-	-	40,000,000.00
FD No. 040183-BBL	60,000,000.00	-	-	60,000,000.00
FD No. 041371-BASIC	80,000,000.00	-	-	80,000,000.00
FD No. 045185-BBL	80,000,000.00	-	-	80,000,000.00
FD No. 058652-BBL	100,000,000.00	-	-	100,000,000.00
FD No. 092002-BBL	200,000,000.00	-	-	200,000,000.00
FD No. 092012-BBL	150,000,000.00	-	-	150,000,000.00
FD No.092107-BASIC	400,000,000.00	-	-	400,000,000.00
FD No. 092162-BASIC	200,000,000.00	-	-	200,000,000.00
FD No. 093723-BBL	150,000,000.00	-	-	150,000,000.00
FDR at BASIC Bank, Keranigonj Br.	100,000,000.00	-	-	100,000,000.00
FD No. 109529-BASIC	100,000,000.00	-	-	100,000,000.00
FDR at BASIC Bank Ltd, Bashundhara Br.	200,000,000.00	-	-	200,000,000.00
FD No. 122347-BASIC	200,000,000.00	-	-	200,000,000.00
FDR at BASIC Bank Ltd, Basundhara Br.	100,000,000.00	-	-	100,000,000.00
FD No. 094666-BASIC	100,000,000.00	-	-	100,000,000.00
FDR at BASIC Bank Ltd, Dilkusha Br.	100,000,000.00	-	-	100,000,000.00
FD No. 018859-BASIC	100,000,000.00	-	-	100,000,000.00

Ref: GKC/24-25/A/069



Annexure-C

Name of Bank, Branch & FDR No.	Opening Balance	Investment During the year	Encashment During the year	Closing Balance
FDR at Basic Bank Ltd, Shamoli Branch	300,000,000.00	-	-	300,000,000.00
FD No. 094775-BASIC	150,000,000.00	-	-	150,000,000.00
FD No. 100668-BASIC	150,000,000.00	-	-	150,000,000.00
FDR at Basic Bank Ltd, Shantinagar Branch	50,000,000.00	-	-	50,000,000.00
FD No. 029896-BBL	50,000,000.00	-	-	50,000,000.00
FDR at BASIC Bank, Main Br. Motijheel	200,000,000.00	-	-	200,000,000.00
FD No. 125373-BASIC	200,000,000.00	-	-	200,000,000.00
FDR at BASIC Bank, Moulavi Bazar Branch	280,000,000.00	-	-	280,000,000.00
FD No. 006379-BASIC	10,000,000.00	-	-	10,000,000.00
FD No. 006406-BASIC	20,000,000.00	-	-	20,000,000.00
FD No. 042883-BASIC	100,000,000.00	-	-	100,000,000.00
FD No. 042906-BASIC	150,000,000.00	-	-	150,000,000.00
FDR at BKB, Banani Branch	250,000,000.00	-	-	250,000,000.00
FD No. 054155-BKB	250,000,000.00	-	-	250,000,000.00
FDR at BKB, Chalk Bazar Branch	20,000,000.00	-	-	20,000,000.00
FD No. 509616-BKB	20,000,000.00	-	-	20,000,000.00
FDR at BKB, Farash Gonj Branch	37,500,000.00	-	-	37,500,000.00
FD No. 566916-BKB	37,500,000.00	-	-	37,500,000.00
FDR at BKB, Local Office	170,000,000.00	-	-	170,000,000.00
FD No. 590994-BKB	50,000,000.00	-	-	50,000,000.00
FD No. 591243-BKB	70,000,000.00	-	-	70,000,000.00
FD No. 674382-BKB	50,000,000.00	-	-	50,000,000.00
FDR at Janata Bank, Bangshal Branch	10,000,000.00	-	-	10,000,000.00
FD No. 122173-JBL	10,000,000.00	-	-	10,000,000.00
FDR at Janata Bank, Dilkusha Branch	50,000,000.00	-	-	50,000,000.00
FD No. 0544568-JBL	50,000,000.00	-	-	50,000,000.00
FDR at Janata Bank, Foreign Exchange Branch	50,000,000.00	-	-	50,000,000.00
FD No. 348227-JBL	50,000,000.00	-	-	50,000,000.00
FDR at Janata Bank, Rajuk Bhaban Branch	1,410,000,000.00	400,000,000.00	-	1,810,000,000.00
FD No. 039008-JBL	50,000,000.00	-	-	50,000,000.00
FD No. 0550502-JBL	100,000,000.00	-	-	100,000,000.00
FD No. 0550530-JBL	200,000,000.00	-	-	200,000,000.00
FD No. 0550556-JBL	200,000,000.00	-	-	200,000,000.00
FD No. 0550610-JBL	200,000,000.00	-	-	200,000,000.00
FD No. 0550671-JBL	-	400,000,000.00	-	400,000,000.00
FD No. 127233-JBL	100,000,000.00	-	-	100,000,000.00
FD No. 127254-JBL	100,000,000.00	-	-	100,000,000.00
FD No. 127308-JBL	100,000,000.00	-	-	100,000,000.00
FD No. 127373-JBL	100,000,000.00	-	-	100,000,000.00
FD No. 127391-JBL	60,000,000.00	-	-	60,000,000.00
FD No. 127399-JBL	50,000,000.00	-	-	50,000,000.00
FD No. 347056-JBL	150,000,000.00	-	-	150,000,000.00
FDR at Janata Bank, Ramna Corp. Branch	150,000,000.00	-	-	150,000,000.00
FD No. 0552912-JBL	150,000,000.00	-	-	150,000,000.00
FDR at Janata Bank, Shampur Branch	20,000,000.00	-	-	20,000,000.00
FD No. 211273-JBL	20,000,000.00	-	-	20,000,000.00
FDR at Janata Bank, Uttara Branch	30,000,000.00	-	-	30,000,000.00
FD No. 365013-JBL	30,000,000.00	-	-	30,000,000.00



Annexure-C

Name of Bank, Branch & FDR No.	Opening Balance	Investment During the year	Encashment During the year	Closing Balance
FDR at Rupali Bank Ltd, Mohila Br.	150,000,000.00	-	-	150,000,000.00
FD No. 007324-RBL	150,000,000.00	-	-	150,000,000.00
FDR at Rupali Bank, Nayapalton Br.	50,000,000.00	-	-	50,000,000.00
FD No. 006377-RBL	50,000,000.00	-	-	50,000,000.00
FDR at Sonali Bank, Rajuk Bhaban Branch	760,000,000.00	-	-	760,000,000.00
FD No. 0031021-SBL	100,000,000.00	-	-	100,000,000.00
FD No. 0164007-SBL	70,000,000.00	-	-	70,000,000.00
FD No. 0759067-SB	200,000,000.00	-	-	200,000,000.00
FD No. 0759072-SBL	200,000,000.00	-	-	200,000,000.00
FD No. 1091702-SBL	40,000,000.00	-	-	40,000,000.00
FD No. 1091773-SBL	50,000,000.00	-	-	50,000,000.00
FD No. 1091778-SBL	50,000,000.00	-	-	50,000,000.00
FD No. 1091789-SBL	50,000,000.00	-	-	50,000,000.00
FDR at Sonali Bank, Wage Earners Corp. Branch	100,000,000.00	-	-	100,000,000.00
FD No. 0391270-SBL	50,000,000.00	-	-	50,000,000.00
FD No. 0501563-ABL	50,000,000.00	-	-	50,000,000.00
A. Total	8,407,500,000.00	400,000,000.00	-	8,807,500,000.00
B. FDR at Pvt. Bank-Rev.				
FDR at AB Bank Ltd, Nawabpur Br.	20,000,000.00	-	-	20,000,000.00
FD No. 3580925-ABL	20,000,000.00	-	-	20,000,000.00
FDR at Exim Bank Ltd, Motijheel Branch	50,000,000.00	-	-	50,000,000.00
FD No. 0566570-EBL	50,000,000.00	-	-	50,000,000.00
FDR at Exim Bank Ltd, Paltan Branch	50,000,000.00	-	-	50,000,000.00
FD No. 0814749-EXIM	50,000,000.00	-	-	50,000,000.00
FDR at First Security Bank Ltd, Banasree Branch	80,000,000.00	-	-	80,000,000.00
FD No. 0151147-FSBL	30,000,000.00	-	-	30,000,000.00
FD No. 0858858-FSIBL	50,000,000.00	-	-	50,000,000.00
FDR at First Security Bank Ltd, Bangshal Branch	50,000,000.00	-	-	50,000,000.00
FD No. 1227876-FSIBL	50,000,000.00	-	-	50,000,000.00
FDR at First Security Bank Ltd, Dhanmondi Branch	50,000,000.00	-	-	50,000,000.00
FD No. 0777727-FSIBL	50,000,000.00	-	-	50,000,000.00
FDR at First Security Bank Ltd, Dilkusha Branch	145,000,000.00	-	-	145,000,000.00
FD No. 0108552-FSBL	50,000,000.00	-	-	50,000,000.00
FD No. 0954642-FSBL	45,000,000.00	-	-	45,000,000.00
FD No. 1066351-FSIBL	50,000,000.00	-	-	50,000,000.00
FDR at First Security Islami Bank, Islampur Branch	50,000,000.00	-	-	50,000,000.00
FD No. 1221500-FSIBL	50,000,000.00	-	-	50,000,000.00
FDR at First Security Islami Bank Ltd, Dhani Branch	150,000,000.00	-	-	150,000,000.00
FD No. 0920396-FSIBL	50,000,000.00	-	-	50,000,000.00
FD No. 0920552-FSIBL	50,000,000.00	-	-	50,000,000.00
FD No. 1500013-FSIBL	50,000,000.00	-	-	50,000,000.00
FDR at First Security Islami Bank Ltd, Gulsha Branch	100,000,000.00	-	-	100,000,000.00
FD No. 0792453-FSIBL	100,000,000.00	-	-	100,000,000.00
FDR at First Security Islami Bank Ltd, Kawran Branch	100,000,000.00	-	-	100,000,000.00
FD No. 0835385-FSIBL	50,000,000.00	-	-	50,000,000.00
FD No. 0939777-FSIBL	50,000,000.00	-	-	50,000,000.00
FDR at First Security Islami Bank Ltd, Malibganj Branch	50,000,000.00	-	-	50,000,000.00
FD No. 0936626-FSIBL	50,000,000.00	-	-	50,000,000.00

Annexure-C

Name of Bank, Branch & FDR No.	Opening Balance	Investment During the year	Encashment During the year	Closing Balance
FDR at First Security Islami Bank Ltd, Mohakhali	50,000,000.00	-	-	50,000,000.00
FD No.0898418-FSIBL	50,000,000.00	-	-	50,000,000.00
FDR at First Security Islami Bank Ltd, Motijheel	50,000,000.00	-	-	50,000,000.00
FD No.1041395-FSIBL	50,000,000.00	-	-	50,000,000.00
FDR at First Security Islami Bank Ltd, Postog	50,000,000.00	-	-	50,000,000.00
FD No.0923687-FSIBL	50,000,000.00	-	-	50,000,000.00
FDR at First Security Islami Bank Ltd, Topkhana	100,000,000.00	-	-	100,000,000.00
FD. No. 0919498-FSIBL	100,000,000.00	-	-	100,000,000.00
FDR at First Security Islami Bank , Mohammadpur	50,000,000.00	-	-	50,000,000.00
FD No. 0928019-FSIBL	50,000,000.00	-	-	50,000,000.00
FDR at Modhumoti Bank Ltd, Aganagar Br.	-	150,000,000.00	-	150,000,000.00
FD No. 0014144-MBL	-	150,000,000.00	-	150,000,000.00
FDR at N R B Global Bank Ltd,Mohakhali Br.	100,000,000.00	-	-	100,000,000.00
FD NO. 0508591-NRBGBL	100,000,000.00	-	-	100,000,000.00
FDR at Premier Bank Ltd, Bashundhara Branch	150,000,000.00	-	-	150,000,000.00
FD No. 0146761-PBL	100,000,000.00	-	-	100,000,000.00
FD No. 0272786-PBL	50,000,000.00	-	-	50,000,000.00
FDR at Premier Bank Ltd, Kakrail Br.	50,000,000.00	-	-	50,000,000.00
FD No. 0276433-PBL	50,000,000.00	-	-	50,000,000.00
FDR at Premier Bank Ltd, Kalabagan Br.	100,000,000.00	-	-	100,000,000.00
FD No. 0289399-PBL	100,000,000.00	-	-	100,000,000.00
FDR at Premier Bank Ltd, Kawran Bazar Branch	20,000,000.00	-	-	20,000,000.00
FD No. 0030889-PBL	20,000,000.00	-	-	20,000,000.00
FDR at Premier Bank Ltd, Motijheel Branch	50,000,000.00	50,000,000.00	-	100,000,000.00
FD No. 0274847-PBL	50,000,000.00	-	-	50,000,000.00
FD No. 0379766-PBL	-	50,000,000.00	-	50,000,000.00
FDR at Premier Bank Ltd, Nawabpur Br.	-	50,000,000.00	-	50,000,000.00
FD No. 0365531-PBL	-	50,000,000.00	-	50,000,000.00
FDR at Social Investment Bank Ltd, Principal	50,000,000.00	-	-	50,000,000.00
FD No. 10224890-SIBL	50,000,000.00	-	-	50,000,000.00
FDR at Social Islami Bank Ltd, Bangshal Br.	-	50,000,000.00	-	50,000,000.00
FD No. 10547340-SIBL	-	50,000,000.00	-	50,000,000.00
FDR at Social Islami Bank Ltd, Corp. Br. Motijheel	100,000,000.00	-	-	100,000,000.00
FD No. 10569689-SIBL	100,000,000.00	-	-	100,000,000.00
FDR at Social Islami Bank Ltd, Foreign Exc. Br.	50,000,000.00	-	-	50,000,000.00
FD No. 10214474-SIBL	50,000,000.00	-	-	50,000,000.00
FDR at Social Islami Bank Ltd, Islampur Br.	50,000,000.00	-	-	50,000,000.00
FD No. 10076521-SIBL	50,000,000.00	-	-	50,000,000.00
FDR at Social Islami Bank Ltd, New Eskaton Branch	50,000,000.00	-	-	50,000,000.00
FD No. 10168067-SIBL	50,000,000.00	-	-	50,000,000.00
FDR at Social Islami Bank Ltd, Rampura Br.	100,000,000.00	-	-	100,000,000.00
FD No. 10508279-SIBL	100,000,000.00	-	-	100,000,000.00
FDR at Social Islami Bank, Mouchal(Khilgaon)	200,000,000.00	-	-	200,000,000.00
FD No. 006058-SIBL	200,000,000.00	-	-	200,000,000.00
FDR at South Bangla Agricultural Bank , Principal	250,000,000.00	-	-	250,000,000.00
FD No. 0070459-SBABL	150,000,000.00	-	-	150,000,000.00
FD No. 0070851-SBACBL	100,000,000.00	-	-	100,000,000.00
FDR at Standard Bank Ltd, Principal Br	50,000,000.00	-	-	50,000,000.00

Ref: GKC/24-25/A/069



Annexure-C

Name of Bank, Branch & FDR No.	Opening Balance	Investment During the year	Encashment During the year	Closing Balance
FD No. 158061-SBL	50,000,000.00	-	-	50,000,000.00
FDR at Union Bank Ltd, Dilikusha Br.	-	100,000,000.00	-	100,000,000.00
FD No. 0131802-UBL	-	100,000,000.00	-	100,000,000.00
FDR at Union Bank Ltd, Head Office	100,000,000.00	-	-	100,000,000.00
FD No. 0128482-UBL	100,000,000.00	-	-	100,000,000.00
FDR Meghna Bank Ltd, Principal Br.	250,000,000.00	-	-	250,000,000.00
FD No. 0029871-MBL	100,000,000.00	-	-	100,000,000.00
FD No. 0029872-MBL	50,000,000.00	-	-	50,000,000.00
FD No. 0044011-MBL	100,000,000.00	-	-	100,000,000.00
South Banla Agri. & Com. Bank Ltd, Banani B	100,000,000.00	-	-	100,000,000.00
FD No. 0062729-SBACBL	50,000,000.00	-	-	50,000,000.00
FD No. 0062730-SBACBL	50,000,000.00	-	-	50,000,000.00
South Banla Agri. & Com. Bank Ltd, Nawabpu	50,000,000.00	-	-	50,000,000.00
FD No. 0077664-SBACBL	50,000,000.00	-	-	50,000,000.00
South Banla Agri. & Com. Bank Ltd, Progati S	50,000,000.00	-	-	50,000,000.00
FD No. 0061981-SBACBL	50,000,000.00	-	-	50,000,000.00
B. Total	3,115,000,000.00	400,000,000.00	-	3,515,000,000.00
C.B.O A/C No. 1204090019385151				
Share of ICB Islami Bank, Babu Bazar Branch	485,000.00	-	-	485,000.00
Share of ICB Islami Bank, Mirpur Road Branch	2,570,000.00	-	-	2,570,000.00
Share of ICB Islami Bank, Principal Branch	1,000,000.00	-	-	1,000,000.00
C.Total	4,055,000.00	-	-	4,055,000.00
Grand Total(A+B+C)	11,526,555,000.00	800,000,000.00	-	12,326,555,000.00



Rajdhani Unnayan Karttripakkha
Scheme-Own Finance
1-Jul-2021 to 30-Jun-2022

Annexure-D

Sl. No.	Particulars	Opening Balance	Addition	Closing Balance
A	Appartment Project	44,726,263,812.01	1,137,872,128.50	45,864,135,940.51
	9 Multistoried Building at Md. Pur. Lalmatia & Dh	1,325,581,987.43	373,608,818.00	1,699,190,785.43
	Apartment Building Project at Own Land	991,588,850.00	-	991,588,850.00
	Uttara Apartment Project	42,409,092,994.58	764,263,310.50	43,173,356,305.08
B	Commercial Area	571,724,887.94	-	571,724,887.94
	200 Acre Land Development	549,887,384.94	-	549,887,384.94
	Bangla Motor Bironon Area	21,837,503.00	-	21,837,503.00
C	Industrial Zone	480,228,186.77	-	480,228,186.77
	Narayangonj Industrial Area	3,820,084.00	-	3,820,084.00
	Postogola Industrial Area	4,689,252.00	-	4,689,252.00
	Shampur Kodomtoli I/A (Dhaka - N. Gonj)	369,431,817.77	-	369,431,817.77
	Tongi Industrial Area	102,287,033.00	-	102,287,033.00
D	Management Information System	18,684,455.10	-	18,684,455.10
	Management Information System(MIS)	18,684,455.10	-	18,684,455.10
E	Market for 100 Shops	443,620.00	-	443,620.00
	Market for 100 Shops	343,527.00	-	343,527.00
	Steemer Ghat	100,093.00	-	100,093.00
F	Others-OF	443,315,865.00	23,100.00	443,338,965.00
	Multi Storied Car Parking	366,171,051.00	-	366,171,051.00
	2000 Acre	27,327.00	-	27,327.00
	50 Acre Land Development - N.Gonj	21,814.00	-	21,814.00
	Advance for Land to D C Office	21,948,962.00	-	21,948,962.00
	Area Development	9,951,855.00	-	9,951,855.00
	Control & Proceeding for Dhaka	339,032.00	-	339,032.00
	Development in Savar Area	2,872,300.00	-	2,872,300.00
	Development of Park and Play Ground	5,144,167.00	-	5,144,167.00
	Development Between Zohura Market to Airport R	1,394,359.00	-	1,394,359.00
	Feasibility Stusurvey, Planning, Design for Projec	4,949,456.00	23,100.00	4,972,556.00
	Flyover From Shantinagar to Dhaka-Mawa Road	29,806,509.00	-	29,806,509.00
	Regional Office Building	689,033.00	-	689,033.00
G	Rehabilitation Zone	498,253,816.15	-	498,253,816.15
	Badda	308,415,310.45	-	308,415,310.45
	Gandaria	2,820,511.00	-	2,820,511.00
	Joarshahara	76,254,093.75	-	76,254,093.75
	Malibag	919,956.00	-	919,956.00
	X5000 Displaced Family (Combind)	109,843,944.95	-	109,843,944.95
H	Residential Area	67,363,447,696.69	4,372,278,417.21	71,735,726,113.90
	1000 Acre Land Development	1,077,391,004.08	-	1,077,391,004.08
	Jhilmil	2,964,363,744.69	-	2,964,363,744.69
	Kamrangirchar Satefile Town Project	1,722,700.00	-	1,722,700.00
	Purbachal New Town Project	39,144,043,894.32	2,970,654,444.00	42,114,698,338.32
	Res. & Com. Infrstructure Dev at Jhilmil	484,562,095.25	316,557,989.15	801,120,084.40

Ref: GKC/24-25/A/069



Annexure-D

Sl. No.	Particulars	Opening Balance	Addition	Closing Balance
	Uttara 3rd Phase	19,380,476,701.95	1,085,065,984.06	20,465,542,686.01
	500 Acre Land Development(Gulshan Model Town)	268,363,986.70	-	268,363,986.70
	Nam Vila / Village	1,115,136,324.48	-	1,115,136,324.48
	Thikana	6,556,666.00	-	6,556,666.00
	Uttara Model Town (1st & 2nd Phase)	2,920,830,579.22	-	2,920,830,579.22
I	Roads	2,924,229,877.34	-	2,924,229,877.34
	Airport to Shera Bangla Nagar Link Road	17,417,481.00	-	17,417,481.00
	Airport to Sonargoan Road Construction	2,057,562.00	-	2,057,562.00
	Airport to Zohura Market Road	28,486,517.00	-	28,486,517.00
	Bijoy Sharani	1,235,654,479.00	-	1,235,654,479.00
	Development of Central Road Under the Scheme	3,400,395.00	-	3,400,395.00
	Dhaka to Narayanganj Road Construction	33,129,683.00	-	33,129,683.00
	Green Road to Mipur Road-OF	10,660,913.69	-	10,660,913.69
	Gulshan Badda Progoti Sharani Link Road-OF	15,799,925.00	-	15,799,925.00
	Hatirjheel Dev. Project-OF	307,375,492.00	-	307,375,492.00
	Indiar Road to Panthapath Road Connection	24,535.00	-	24,535.00
	Janapath (Saidabad to Kamlapur)	353,385,567.00	-	353,385,567.00
	Lane, Bi-Lane of Rajuk Area	5,270,000.00	-	5,270,000.00
	Malibag to Janapath	7,458,453.00	-	7,458,453.00
	North South Road	4,498,082.00	-	4,498,082.00
	Purbachal Link Road-Individual Budget	812,555,096.00	-	812,555,096.00
	Road Construction of Sonargoan	384,105.00	-	384,105.00
	Saidabad to Mirpur Road Construction	200,000.00	-	200,000.00
	Sonargoan Hotel to Mohakhali Rail Crossing Byp	659,133.00	-	659,133.00
	Sonargoan Road to Green Road-OF	3,849,520.00	-	3,849,520.00
	Sonargoan to Airport Road	3,189,124.65	-	3,189,124.65
	Starget to Notordem College	48,029,034.00	-	48,029,034.00
	Tongi Diversion Road	30,744,780.00	-	30,744,780.00
J	Structure Plan Master Plan & Detailed Area Plan	169,674,323.43	-	169,674,323.43
	Detailed Area Plan for Dhaka (DAP)	136,329,508.43	-	136,329,508.43
	Structure Plan for Dhaka City	25,295,177.00	-	25,295,177.00
	Survey & Others-DAP	259,935.00	-	259,935.00
	Zonal Plan	7,789,703.00	-	7,789,703.00
	Total (A+B+C+D+E+F+G+H+I+J)	117,196,266,540.43	5,510,173,645.71	122,706,440,186.14

Rajdhani Unnayan Kartripakkha
Scheme-Govt. Finance
1-Jul-2021 to 30-Jun-2022

Annexure-E

Sl. No.	Particulars	Opening Balance	Addition	Closing Balance
A	Major Road-GF	11,610,997,121.32	1,993,783,000.00	13,604,780,121.32
	Madani Avenue Extension to East	4,189,011,175.10	-	4,189,011,175.10
	Madani Avenue Extention 5 & 5A	7,167,450,125.00	1,993,783,000.00	9,161,233,125.00
	Airport to Shera Bangla Nagar Link Road-GF	5,281,958.69	-	5,281,958.69
	Doyagonj to Jurain Connecting Road-GF	16,613,888.56	-	16,613,888.56
	Green Road to Mipur Road-GF	139,422,911.48	-	139,422,911.48
	Sonargoan Road to Green Road-GF	52,474,544.22	-	52,474,544.22
	Uttar Badda to Joarshahara(PS)	40,742,518.27	-	40,742,518.27
B	Others-GF	97,447,072,276.30	13,217,485,920.00	110,664,558,196.30
	Canal From Kuri to Balu River	73,314,765,949.02	13,190,838,000.00	86,505,603,949.02
	Gulshan Banani Baridhara Lake Developme	2,279,750,515.38	-	2,279,750,515.38
	Hatirjheel Development Project-GF	20,915,140,189.61	-	20,915,140,189.61
	Hatirjheel Dirty Water Purifying Project	554,635,000.00	-	554,635,000.00
	Urban Rgiltance Project	73,124,511.00	26,647,920.00	99,772,431.00
	Uttara Lake Dev.Roject-GF	118,800,000.00	-	118,800,000.00
	Development of N.Gonj Town(I/E)-GF	51,323,283.89	-	51,323,283.89
	Dev. of Shirnertak to Mirpur Mazar	40,856,204.22	-	40,856,204.22
	Flood Control Barage	30,021,351.38	-	30,021,351.38
	Progoti Sharani	24,460,005.00	-	24,460,005.00
	Rampura Bridge	44,195,266.80	-	44,195,266.80
	Total (A+B)	109,058,069,397.62	15,211,268,920.00	124,269,338,317.62

Rajdhani Unnayan Kartripakkha
Scheme-Public Private Partnership Project (PPP)
1-Jul-2021 to 30-Jun-2022

Annexure-E/1

Sl. No.	Particulars	Opening Balance	Addition	Closing Balance
1	Jhilmil Residential Park Project	-	179,084.00	179,084.00
2	Purbachal Water Supply Project	-	4,741,441.00	4,741,441.00
	Total (1+2)	-	4,920,525.00	4,920,525.00

Ref: GKC/24-25/A/069



Rajdhani Unnayan Karttripakkha
Schedule of Advances and Deposits
As on 30 June 2022

Annexure-F

Sl. No.	Particulars	Amount in BDT
A	Advance for Training	1,404,087.25
	Advance-Eng.Mosharraf Hossain, MP,Ho'ble Minister	426,660.00
	Advance to Abu Saleh Md Ferdaus Khan(DG ,Pm Secrete	211,279.00
	Advance to Abu Saleh Md. Syeed(Dulal), MOHPW	110,401.00
	Advance to Emrul Chowdhury Add.Sec.Mohp)	143,693.25
	Advance to Md Afzal Hossain,Additional Sec.MOHP	142,382.50
	Advance to Md Momin Uddin Director Zone-7	227,289.00
	Advance to Md MozammelHossain Khan,D.S.MOHP	142,382.50
B	Deposits	1,809,739.00
	Deposit to DCC-North	343,739.00
	Deposit to DPDC	1,466,000.00
C	Imprest Account-Cap.	145,000.00
	Imprest to PD-Flyover From Shatinagar to Jhilmil	10,000.00
	Imprest to PD (Inf.of Jhilmil Res. & Comm)	15,000.00
	Imprest to Pd.Jhilmil Residential Park.	10,000.00
	Imprest to PD, Kuril Canal Project	20,000.00
	Imprest to P.D Purbachal	25,000.00
	Imprest to Pd Purbachal Water Supply PPP Project	10,000.00
	Imprest to P.D Uttara 3rd Phase	25,000.00
	Imprest to P.D Uttara Appt. Project	15,000.00
	Imprest to XEN (Mechanical)-Cap.	15,000.00
D	Imprest Account-Rev.	533,000.00
	Imprest to Deputy Director(Admin-2)	15,000.00
	Imprest to Deputy Director(Estate-1)	5,000.00
	Imprest to Deputy Director(Estate-2)	5,000.00
	Imprest to Deputy Director(Estate-3)	5,000.00
	Imprest to Deputy Director(Estate-Jhilmil)	10,000.00

Ref: GKC/24-25/A/069



Annexure-F

Sl. No.	Particulars	Amount in BDT
	Imprest to Deputy Director(Estate) Utara Apartment	5,000.00
	Imprest to Director (Admin)-Rev.	5,000.00
	Imprest to Director (Audit & Budget)-Rev.	5,000.00
	Imprest to Director (Dev. Control)-1	5,000.00
	Imprest to Director (Dev. Control)-2	5,000.00
	Imprest to Director (Estate)	5,000.00
	Imprest to Director (F & A)	25,000.00
	Imprest to Director (Land)	5,000.00
	Imprest to Director (Law)-Rev.	30,000.00
	Imprest to Director- Zone-1	5,000.00
	Imprest to Director- Zone-2	5,000.00
	Imprest to Director- Zone-3	5,000.00
	Imprest to Director- Zone-5	5,000.00
	Imprest to Director- Zone-8	5,000.00
	Imprest to Liasion Officer	10,000.00
	Imprest to Member(Admin)-Rev.	5,000.00
	Imprest to Member(Dev.Cont.)-Rev.	5,000.00
	Imprest to Member(Development)-Rev.	5,000.00
	Imprest to Member(Estate)-Rev.	5,000.00
	Imprest to Member(Planning)-Rev.	5,000.00
	Imprest to Nagor Sihapoti - Rev.	5,000.00
	Imprest to PD, 9 Nos. of Abondent Building Project	20,000.00
	Imprest to PD(Green Building Project)	25,000.00
	Imprest to Project Director (DAP)	5,000.00
	Imprest to Project Director (Lake Dev.)	10,000.00
	Imprest to Project Director (MIS)	10,000.00
	Imprest to Secretary- Board	55,000.00
	Imprest to Secretary- Office	5,000.00
	Imprest to Town Planner (Plan Preparation)	10,000.00
	Imprest to Town Planner(Town Planning & Imp.)	10,000.00

Ref: GKC/24-25/A/069



Annexure-F

Sl. No.	Particulars	Amount in BDT
	Imprest to XEN (Central/ Imp.-4)	20,000.00
	Imprest to XEN (Design)	3,000.00
	Imprest to XEN (Electrical-1)	20,000.00
	Imprest to XEN (Electrical-2)	15,000.00
	Imprest to XEN (Impletation-1)	15,000.00
	Imprest to XEN (Mechnical)-Heavy Vehicle	20,000.00
	Imprest to XEN (Mechnical)-Light Vehicle	30,000.00
	Imprest to XEN (North/ Imp.6)	20,000.00
	Imprest to XEN (Project)	5,000.00
	Imprest to XEN (Resource)	10,000.00
	Imprest to XEN (South)	30,000.00
E	House Building Loan to Employees	4,600,750.09
	HBL-Abul Hossain-LDA	183,118.16
	HBL-Abu Sayed -Bldg. Ins.	135,080.20
	HBL-Akidur Rahman-Helper	67,940.00
	HBL-Alauddin-LDA	160,409.55
	HBL-Amir Hossain-MLSS	2,534.38
	HBL-Amir Khasru-Sub. Ins. Bldg.	21,077.00
	HBL-Anowar Hossain-Guard	139,596.20
	HBL-Anwar Hossain-Cleaner Helper	98,543.75
	HBL-Arif Molla-Surveyate	301,948.80
	HBL-Asaduzzaman-LDA	149,675.00
	HBL-Bellal Hossain Chowdhury-LDA	1,290.00
	HBL-Emdadul Haque Chowdhury-Massanger	23,554.00
	HBL-Gias Uddin-MLSS	85,928.75
	HBL-Gias Uddin-Surveyate	109,958.55
	HBL-Hassan Ali-MLSS	53,572.00
	HBL-Hossain Shahid Solaiman-Bldg. Ins.	216,912.00
	HBL-Humayun Laskor-MLSS	13,218.29
	HBL-Jalal Uddin-Work Asst.-1	186,381.60

Ref: GKC/24-25/A/069



Annexure-F

Sl. No.	Particulars	Amount in BDT
	HBL-Jamal Uddin-2-Sr. Accts. Assistant	324,789.40
	HBL-Joynal Abedin-Guard	154,815.00
	HBL-Joynal Abedin-MLSS	3,079.20
	HBL-Mizanur Rahman-Bldg. Ins.	22,950.00
	HBL-Mizanur Rahman-Driver	61,592.29
	HBL-Mohsin Khondaker-Guard	92,512.00
	HBL-Mollah Sohel Ahmed-Sweeper	84,873.63
	HBL-Monir Hossain-MLSS	193,652.96
	HBL- Monirul Islam-Electric Helper	89,145.00
	HBL-Monjur Alam-LDA	26,911.00
	HBL-Musa Miah-Guard	138,732.40
	HBL-Nazma Begum-Cleaner	86,520.00
	HBL-Nur Mohammad-1-LDA	12,978.41
	HBL-Prokash Dewan-Sr. Accts. Asst.	192,628.80
	HBL-Salamot Hossain-Despass Rider	6,960.00
	HBL-Sha Alam Mollah-Mechanic	67,725.00
	HBL- Shahalam-Helper (Mechanical)	109,570.00
	HBL-Sree Apel Sumi-Swiper	95,100.00
	HBL-Sree Gobinda Chandra Mondal-Surveyor	49,564.07
	HBL-Sree Nikhil Chandra Das-Kanongo	168,355.00
	HBL-Sree Raju-Swiper	89,121.25
	HBL-Tarikul Islam-Surveymate	34,744.20
	HBL-Toyeb Ali Bepari-Swiper	106,448.25
	HBL-Uzzal Hossain-Electrical Helper	106,022.50
	HBL-Zahir Uddin Khan Pintu-Driver	155,200.00
	HBL- Ziaul Haque- S.A.A	176,021.50
F	House Repairing Loan to Employees	233,845.20
	HRL-Abu Salek Sikder-MLSS	(703.85)
	HRL-Emdadul Haque Chowdhury-Messenger	126,287.87
	HRL-Nur Hossain-Guard	89,371.40

Annexure-F

Sl. No.	Particulars	Amount in BDT
	HRL-Shamim Sikder-Guard	4,392.78
	HRL-Yakub Ali-Driver	14,497.00
G	Others Advance-Revenue	18,007.00
	Advance to Mayor, DNCC	18,007.00
H	Temporary Advance-Capital	583,845,510.18
	Advance for Uttara Apartment Project	488,718,187.25
	Advance Refund-Capital	599,791.00
	Advance to Ctg. Dry Dock Ltd-Cap	73,615,275.00
	Advance to District Adjutant, Ansar & VDP, Dhaka	2,208,789.35
	Advance to Pd.9 Nos of Abandoned Building Project	90,075.00
	Advance to P D-Purbachal	270,000.00
	Advance to Pd Purbachal Water Supply(PPP) Project	72,000.00
	Advance to PD- Urbarn Regilence	536,200.00
	Advance to P D - Uttara 3rd Phase	137,000.00
	Advance to P D - Uttara Appt. Project	189,000.00
	Advance to XEN (Mechanical)-Cap.	397,333.00
	Advance to XEN (North Dhaka)-Cap	330,000.00
	Others Advance-Cap.	16,681,859.58
I	Temporary Advance-Revenue	10,080,396.00
	Advance Refund-Rev.	(1,780,423.00)
	Advance to Authorised Officer 5/3	300,000.00
	Advance to Authorised Officer, Zone1	60,000.00
	Advance to Authorise Officer-2A-Rev.	540,000.00
	Advance to Authorise Officer-3A-Rev.	600,000.00
	Advance to Authorise Officer 4/3-Rev.	60,000.00
	Advance to Authorise Officer-6/1-Rev.	240,000.00

Ref: GKC/24-25/A/069



Annexure-F

Sl. No.	Particulars	Amount in BDT
	Advance to Authorise Officer 6/3	60,000.00
	Advance to Authorise Officer 7/2	240,000.00
	Advance to Authorise Officer-8/1-Rev.	540,000.00
	Advance to Authorise Officer 8/2	180,000.00
	Advance to Chief Engineer(P & D)-Rev	513,830.00
	Advance to Chief Nagor Sthapoti	234,200.00
	Advance to DD (Accounts)-Rev.	50,000.00
	Advance to DD (Admin-1)-Rev.	2,108,750.00
	Advance to D.D.(Admin-2)-Rev.	135,600.00
	Advance to D D (Estate-2) - Rev.	50,000.00
	Advance to D D (Purchase,Service & Transport)-Rev.	84,047.00
	Advance to Director (Admin) - Rev.	79,000.00
	Advance to Director(Board,Leajon & Protocal)	240,000.00
	Advance to Director (Dev. Control) - 1	130,000.00
	Advance to Director-Zone-1	134,000.00
	Advance to Director-Zone-8	19,800.00
	Advance to Editor & Publisher ,Rajuk Barta	30,000.00
	Advance to Law Officer-Rev.	100,000.00
	Advance to Project Director (DAP) - Rev.	124,210.00
	Advance to Project Director (Lake Dev.) - Rev.	51,000.00
	Advance to Senior System Enalyst-Rev.	145,656.00
	Advance to Town Planner(Planning & Impletation)	135,052.00
	Advance to XEN (Design)-Rev.	26,565.00
	Advance to XEN (Electrical)-Rev-1	685,700.00
	Advance to XEN (Electrical)-Rev.-2	85,800.00
	Advance to Xen(Impletation-1)	60,000.00
	Advance to Xen(Impletation-4)	325,884.00
	Advance to XEN (Mechanical)-Rev.-1	3,481,870.00
	Advance to XEN,Sadar Doptar	8,855.00
	Grand Total (A+B+C+D+E+F+G+H+I)	602,670,334.72

Ref: GKC/24-25/A/069



Rajdhani Unnayan Kartripakkha
Statement of Bank Balance-Capital Fund
As on 30 June 2022

Annexure-G

Sl. No.	Bank A/C Type, Bank Name & A/C No.	Amount in BDT
A	FC Account in Euro	16,939,610.69
	Agrani Bank Euro A/c No. 001-Uttara Apartment	5,307,606.53
	Janata Bank Euro A/c No. 42080024-Uttara Apartment	8,951,847.03
	Sonali Bank Euro A/c No. 1070-Uttara Apartment	2,680,157.13
B	FC Account in GBP	11,139,437.01
	Agrani Bank - GBP A/C No. 001- Premium-Nikunja R/A	4,113,197.04
	Sonali Bank - GBP A/C No. 6535- Premium-Purbachal	7,026,239.97
C	FC Account in US\$	166,640,327.19
	Agrani Bank - US\$ A/C No. 002- Premium-Jhilmil	3,061,562.28
	Agrani Bank - US\$ A/C No. 002- Premium-Uttara R/A	1,744,430.42
	Agrani Bank - US\$ A/C No. 003- Premium-Nikunja R/A	163,537.29
	Agrani Bank - US\$ A/C No. 003- Premium-Purbach R/A	2,173,745.51
	Agrani Bank - US\$ A/C No. 004- Uttara Apartment Pr	20,424,232.60
	Eastern Bank - US\$ A/C No. 1013050433211- UAP	6,725,046.45
	Janata Bank - US\$ A/C No. 42033709-Purbachal	19,102,566.63
	Janata Bank - US\$ A/C No. 42033717-Uttara 3rd Phas	2,199,361.52
	Janata Bank - US\$ A/C No. 42071254-Uttara Apt. Pro	27,651,494.80
	Sonali Bank - US\$ A/C No. 161012- Premium-Purbacha	6,538,042.26
	Sonali Bank - US\$ A/C No. 216869-Uttara Apartment	76,856,307.43
D	Current Account-GOB Finance	5,322,181.76
	Sonali Bank- # 33010379-Gulshan Banani Baridhara La	207.19
	Sonali Bank C/A # 1604802001051-Madani Ave-5& 5A	75.00
	Sonali Bank-C/A A/C # 1604802001007-Urban Resilience	5,046,888.00
	Sonali Bank-C/A A/C # 2001011-Canel From Kuril to B	25.98
	Sonali Bank-C/A A/C # 33010387-Madani Avenue	162,971.90
	Sonali Bank-C/A A/C # 33010395-Hatirjheel	3,580.69
	Sonali Bank-C/A A/C # 36000749-SD(GOB Fund)	108,433.00
	STD Account-Capital	
E	Agrani Bank, Rajuk Bhaban Corp. Branch-Cap.	17,393,747.79
	Agrani Bank- A/C # 33001436-E M Disburse	1,787,967.20
	Agrani Bank- A/C # 33001444-Uttara	2,158,965.00
	Agrani Bank STD A/C # 0200013852274-9 Bldg. Project	5,586,355.46
	Agrani Bank-STD A/C # 36000022/22-Shampur Kadamtoli	4,781.69
	Agrani Bank-STD A/C # 36000055/36-Kawran Bazar	67,983.39
	Agrani Bank-STD A/C # 36000063/37-Malibag to Motijh	31,341.22

Ref: GKC/24-25/A/069



Annexure-G

Sl. No.	Bank A/C Type, Bank Name & A/C No.	Amount in BDT
	Agrani Bank-STD A/C # 36000071/38-Postogola Gandari	114.09
	Agrani Bank-STD A/C # 36000388/39-N.Gonj C/A	63,473.46
	Agrani Bank-STD A/C # 36000121/44-Uttara R/A	39,820.96
	Agrani Bank-STD A/C # 36000138/45-Nikunja R/A	85,478.03
	Agrani Bank-STD A/C # 36000204/54-Purbachal	83,686.43
	Agrani Bank-STD A/C # 36000311-Uttara 3rd Phase	96,416.64
	Agrani Bank-STD A/C # 36000328-Jhilmil	48,372.89
	Agrani Bank-STD A/C # 36000336-Uttara Apartment Pro	7,169,078.90
	Agrani Bank STD A/c # 0200011547302-Hatirjheel Apa	169,912.43
F	Bank Asia Ltd, Principal Office, Motijheel	61,206.46
	Bank Asia Ltd # 336000974-Uttara Apartment Project	61,206.46
G	Export Import Bank of Bangladesh Ltd, Paltan Branch	1,008,229.61
	Exim Bank Ltd # 13100024205-Uttara Apartment Projec	1,008,229.61
H	Janata Bank, Mohakhali Corp. Branch-Cap.	2,015,663.20
	Janata Bank-A/C #001100407-E M Disburse	21,315.00
	Janata Bank-A/C #001100419-Disburse-Uttara	19,152.00
	Janata Bank-STD A/C # 4000676-Baridhara R/A	64,067.15
	Janata Bank-STD A/C # 4000688-Gulshan R/A	31,824.04
	Janata Bank-STD A/C # 4000691-Banani R/A	4.51
	Janata Bank-STD A/C # 4000803-Purbachal	20,990.49
	Janata Bank-STD A/C # 4000827-Uttara 3rd Phase	94,769.31
	Janata Bank-STD A/C # 4000928-Jhilmilal	13,677.07
	Janata Bank-STD A/C # 4000979-Uttara Apartment Proj	1,749,863.63
I	Janata Bank, Rajuk Bhaban Corp. Branch-Cap.	207,948,061.30
	Eastern Bank-STD A/C # 360426308-Uttara Apartment	82,975.89
	Janata Bank-A/C # 33009819-E M Disburse/Gulshan Apt	69,666.00
	Janata Bank-A/C # 33009868-Disburse-Uttara	10,347.50
	Janata Bank-STD A/C # 36000114-Baridhara R/A	38,924.06
	Janata Bank-STD A/C # 36000122-Gulshan R/A	63,697.93
	Janata Bank-STD A/C # 36000163-Banani R/A	79,646.86
	Janata Bank-STD A/C # 36000171-Banani C/A	36,860.13
	Janata Bank-STD A/C # 36000188-Gulshan C/A	86,895.02
	Janata Bank-STD A/C # 36000196-Badda C/A	12,135.83
	Janata Bank-STD A/C # 36000205-Mohakhali C/A	12,302.05

Ref: GKC/24-25/A/069



Annexure-G

Sl. No.	Bank A/C Type, Bank Name & A/C No.	Amount in BDT
	Jantata Bank-STD A/C # 36000213-Uttara R/A	172,375.63
	Jantata Bank-STD A/C # 36000394-Nam Apt.(PWD)	8,637.89
	Jantata Bank-STD A/C # 36000403-Jhilmil R/A	496,311.26
	Jantata Bank-STD A/C # 36000428-Purbachal	12,713,345.69
	Jantata Bank-STD A/C # 36000452-Uttara 3rd Phase	128,973,318.48
	Jantata Bank-STD A/C # 36000485-Misc.	43,674.78
	Jantata Bank-STD A/C # 36000502-Uttara Apartment Pr	58,036,050.85
	Jantata Bank-STD A/C # 36000527-Gulshan Apart. Proj	6,937,963.74
	Jantata Bank-STD A/C # 36000543-Advance Refund-Cap.	72,931.91
J	Janata Bank, Ramna Corp. Branch-Cap.	227,468.28
	Janata Bank-STD A/C # 36000407-Jhilmil	92,440.98
	Janata Bank-STD A/C # 36000423-Uttara Apartment Pro	52,652.28
	Janata Bank-STD A/C # 36000431-EM Refund	82,375.02
K	Janata Bank, Uttara Model Town Corp. Branch-Cap.	8,614,934.62
	Janata Bank-STD A/C # 4000704-Uttara R/A/3rd Phase	1,460,293.90
	Janata Bank-STD A/C # 4000839-E.M Purbachal	23,074.09
	Janata Bank-STD A/C # 4000841-E,M Uttara	27,877.48
	Janata Bank-STD A/C # 4000896-Jhilmil	27,998.03
	Janata Bank-STD A/C # 4000908-Uttara Apartment Proj	5,659,001.12
	Janata Bank-STD A/C # 001022806-E M Disburse	746,765.00
	Janata Bank-STD A/C # 001022817-Disb-A/C Uttara	669,925.00
L	Sonali Bank, Rajuk Bhaban Corp. Branch-Cap.	49,327,569.12
	Sonali Bank - A/C No. 33009917-Disburse-Uttara	85,645.00
	Sonali Bank -A/C No. 33009925-E M Disburse	364,982.00
	Sonali Bank-STD A/C # 36000022-Uttara R/A	2,640,730.33
	Sonali Bank-STD A/C # 36000039-Nikunja Uttar-R/A	47,833.73
	Sonali Bank-STD A/C # 36000047-Uttara C/A	44,161.96
	Sonali Bank-STD A/C # 36000055-Tongi I/A	39,608.14
	Sonali Bank-STD A/C # 36000063-Panthapath C/A	36,228.61
	Sonali Bank-STD A/C # 36000071-Joarshahara C/A	24,333.30
	Sonali Bank-STD A/C # 36000088-Outer Circular	1,047.06
	Sonali Bank-STD A/C # 36000303-Purbachal	1,937,915.52
	Sonali Bank-STD A/C # 36000311-Nam Vila	38,724.00
	Sonali Bank-STD A/C # 36000699-Uttara 3rd Phase	17,298.26
	Sonali Bank-STD A/C # 36000716-Jhilmil	34,210.98
	Sonali Bank-STD A/C # 36000732-Uttara Apartment Pro	44,014,850.24
M	Bangladesh Bank - Cap. A/C	245,269,361.03
	Grand Total (A+B+C+D+E+F+G+H+I+J+K+M)	731,907,798.06



Rajdhani Unnayan Karttripakkha
Statement of Bank Balance-Revenue Fund
As on 30 June 2022

		Annexure-H
Sl. No.	Bank A/C Type, Bank Name & A/C No.	Amount in BDT
A	Current A/C	47,630,788.30
	Agrani Bank-CA/C # 0200007650417 VATCollect-RAJUK B	17,962,409.00
	Agrani Bank -VAT Collection-N.Gonj -0200011495990	504,938.00
	Janata Bank-CA/C # 001027037-VAT Collect-Uttara	1,803,157.00
	Janata Bank-CA/C # 001101703-VAT Collect-Mohakhali	537,335.00
	Janata Bank-CA/C # 33011139-VAT Collect-RAJUK Br.	25,066,634.30
	Sonali Bank-CA/C # 1604802001001-VAT Collect-RAJUK	1,756,315.00
B	Savings Account	3,039,617.76
	Sonali Bank-Savings A/C #34003729-Pension Fund	2,943,334.66
	Sonali Bank Savings A/C-1604834064135-Group Insu.	96,283.10
C	Agrani Bank, Rajuk Bhaban Corp. Branch-Rev.	63,548,990.77
	Agrani Bank-STD A/C # 0200002033054-Project Approva	89,080.10
	Agrani Bank-STD A/C # 0200007647889-H. Vehicle Hire	41,927.51
	Agrani Bank STD A/C # 0200011201129-Mutation Fees	172,004.26
	Agrani Bank-STD A/C # 0200011913723-Other Inc.Vatab	202,245.42
	Agrani Bank STD A/C # 11201226-Documentation Fees	86,838.16
	Agrani Bank-STD A/C # 36000014-Plan / App./ NOC Fee	2,394,879.25
	Agrani Bank-STD A/C # 36000039-Eviction Charge	90,071.40
	Agrani Bank-STD A/C # 36000047-Fine for Unauth. Bid	8,281,174.70
	Agrani Bank-STD A/C # 36000096-Ground Rent/ Ser. Ch	89,782.11
	Agrani Bank-STD A/C # 36000105-Rent Collection	218,697.23
	Agrani Bank-STD A/C # 36000154-Tender Schedule Sale	45,821.76
	Agrani Bank-STD A/C # 36000179-Transfer Fees	603,642.43
	Agrani Bank-STD A/C # 36000187-Conversion Fees	47,992,239.20
	Agrani Bank-STD A/C # 36000278-Misc. Income	91,595.13
	Agrani Bank-STD A/C # 36000303-App. Form Sale	30,726.14
	Agrani Bank-STD A/C # 8901288-Registration & Renewa	845,600.67
	Agrani Bank-STD A/C # -8901382-Plot Accumu. Fees	2,272,865.28
D	Agrani Bank, Tanbazar Br. N.Gonj	1,254,240.53
	Agrani Bank-0200011444430-Plan / App / NOC Fees	1,122,608.94
	Agrani Bank-0200011444698-Eviction Charges	131,631.59
E	Bank Asia Ltd, Principal Office, Motijheel	551.65
	Bank Asia Ltd # 336000975-Application Form	551.65
F	City Bank Ltd, Gazipur Brach	6,216,422.54
	City Bank SND A/C # 1101967145001-Gazipur/VAT Colle	56,546.00
	City Bank SND A/C # 3101967141001-Plan// Land Use /	6,159,876.54
G	Eastern Bank Ltd, Principal Branch	38,259.62
	Easter Bank-STD A/C # 360426319-App. Form Sale	38,259.62
H	Export Import Bank of Bangladesh Ltd, Palton Branch	47,832.51
	Exim Bank Ltd # 13100024197-Application Form	47,832.51

Ref: GKC/24-25/A/069



Annexure-H

Sl. No.	Bank A/C Type, Bank Name & A/C No.	Amount in BDT
I	Janata Bank, Mohakhali Corporate Branch-Rev.	1,537,029.34
	Janata Bank-STD A/C # 4000575-Ground Rent / Ser. Ch	16,288.10
	Janata Bank-STD A/C # 4000587-Transfer Fees	35,069.83
	Janata Bank-STD A/C # 4000601-Plan / Land Use Fees	1,305,783.49
	Janata Bank-STD A/C # 4000625-Fine for Unauth. Bld.	80,174.39
	Janata Bank-STD A/C # 4000637-Coverision Fees	24,558.90
	Janata Bank-STD A/C # 4000649-Misc. Income	49,004.98
	Janata Bank-STD A/C # 4000652-Documentation Fees	17,449.10
	Janata Bank-STD A/C # 4000815-App. Form Sale	8,700.75
J	Janata Bank, Rajuk Bhaban Corp. Bhaban Branch-Rev.	17,285,246.63
	Janata Bank-STD A/C # 36000015-Ground Rent/service	15,059.09
	Janata Bank-STD A/C # 36000048-Rent Collection	32,367.17
	Janata Bank-STD A/C # 36000246-Electricity Bill	381,662.20
	Janata Bank-STD A/C # 36000304-Tender Schedule Sale	57,230.78
	Janata Bank-STD A/C # 36000353-Transfer Fees	14,721,751.38
	Janata Bank-STD A/C # 36000444-App. Form Sale	59,609.30
	Janata Bank-STD A/C # 36000469-Documentation Fees	899,440.94
	Janata Bank-STD A/C # 36000477-Power of Attorney Fe	421,085.16
	Janata Bank-STD A/C # 36000535-Advanca Refund-Rev.	404,217.16
	Janata Bank-STD A/C # 36000551-Hatirjheel Income	94,246.90
	Janata Bank-STD A/C # 53373598-Conversion Fees	198,576.55
K	Janata Bank, Ramna Corporate Branch-Rev.	78,882.81
	Janata Bank-STD A/C # 36000398-App. Form Sale	78,882.81
L	Janata Bank, Uttara Model Town Corp. Branch-Rev.	11,049,316.84
	Janata Bank-STD A/C # 4000602-Ground Rent / Ser. Ch	50,510.81
	Janata Bank-STD A/C # 4000613-Transfer Fees	9,138,505.84
	Janata Bank-STD A/C # 4000624-Mutation Fees	801,384.67
	Janata Bank-STD A/C # 4000635-Plan/land Use/NOC Fee	500,008.14
	Janata Bank-STD A/C # 4000657-Fine for Unauth. Bld.	54,331.99
	Janata Bank-STD A/C # 4000668-Conversion Fees	21,088.93
	Janata Bank-STD A/C # 4000679-Misc.	39,101.05
	Janata Bank-STD A/C # 4000772-Documentation Fees	374,843.51
	Janata Bank-STD A/C # 4000817-Appli.Form Sale-Purba	1,449.90
	Janata Bank-STD A/C # 4000828-App. Form Sale-Uttara	39,014.37
	Janata Bank-STD A/C # 4000885-Appli.Form-Jhilmil	27,643.70
	Janata Bank-STD A/C # 53333499-Tender Schedule Sale	1,433.93
M	Sonali Bank, Rajuk Bhaban Corp. Branch-Rev.	4,884,482.83
	Sonali Bank-STD A/C # 36000014-Ground Rent/service	432,098.42
	Sonali Bank-STD A/C # 36000096-Tender Schedule Sale	33,334.11
	Sonali Bank-STD A/C # 36000105-Transfer Fees	3,263,165.24
	Sonali Bank-STD A/C # 36000113-Mutation Fees	1,112,792.69
	Sonali Bank-STD A/C # 36000682-App. Form Sale	43,092.37
N	Bangladesh Bank - Rev. A/C	80,626,399.44
	Grand Total (A+B+C+D+E+F+G+H+I+J+K+M+N)	237,238,061.57



Rajdhani Unnayan Kartripakkha
Statement of Rent Receivable
As on 30 June 2022

		Annexure-I
Sl. No.	Particulars	Amount in BDT
1	A B International	58,391.00
2	Bangla Process Industries Ltd	1,175,557.00
3	Continental Contracting Co.	257,596.00
4	Falcon Travels Ltd	83,146.00
5	Golden Fish Bangladesh Ltd	299,288.00
6	Gulf Bangladesh Associates Ltd(Floor Rent & Electr)	8,402,079.43
7	International Power Engineering	389,892.00
8	Judge Distilleries Ltd	1,574,634.00
9	Khan Trading Co.	1,408,599.00
10	Khan Trading Co. Ltd.	1,264,537.00
11	Land Mark Bangladesh Ltd	923,839.00
12	Mazal Development	1,632,338.00
13	Poly Overseas Pvt. Ltd	570,958.00
14	Potukhali Jute Mills Ltd	341,140.00
15	Rampooler Overseas Ltd	533,720.00
16	Rowshan Travels Ltd	148,757.00
17	Urban Resilience Project (Rent)	247,536.40
Total		19,292,007.83

Statement of Bills Payable to Others

		Annexure-J
Sl. No.	Particulars	Amount in BDT
1	Advocate Abdus Satter	18,750.00
2	Advocate Md. Imam Hassen	59,077.00
3	Advocate Md. Rahmat Ali	112,500.00
4	Bishawbiddalya Campus	567,000.00
5	Dhaka City Corporation-Rev.	11,030,104.97
6	Payable to National Exchequer	106,845.00
7	Public Works Department (PWD)	29,720,715.90
8	Saptahik Ganapraharee	4,050.00
9	The Asian Age	29,700.00
10	The Bangladesh Today	13,938.00
11	The Daily Industry.	10,838.00
12	The Daily Bangladesh Post.	18,756.00
13	The Daily Bangladesh Protidin	312,907.00
14	The Daily Bangladesh Shomchar.	24,352.00
15	The Daily Bangladesher Alo.	16,162.00
16	The Daily Dinkal.	19,260.00
17	The Daily Janakantha	246,360.00
18	The Daily Jugantor	343,067.00
19	The Daily Mukto Khabor	65,762.00
20	The Daily Nabobchona.	80,195.00
21	The Daily Shomoyer Alo.	69,415.00
22	The Daily Sokaler Somoy	46,650.00
23	The Daily Swadesh Bichetra.	25,465.00
Total		42,968,889.87

Statement of Earnest Money

		Annexure-K
Sl. No.	Particulars	Amount in BDT
1	E.M From 9 Bidg Flat Applicant-BDT	64,200,000.00
2	E.M From Plot Applicant-BDT	969,692,550.04
3	E.M From Plot Applicant-FC	6,063,770.23
4	EM From Hatirjheel Flat Applicant	20,600,000.00
5	Spice Catering Ltd	100,000.00
Total		1,060,656,320.27



Rajdhani Unnayan Kartripakkha
Statement of Security Deposit-Cap. Fund
As on 30 June 2022

		Annexure-L
Sl. No.	Particulars	Amount in BDT
A	Bill Retained From Contractors	8,884,180.00
	Era Dong AH Construction Firm (20% Bill Retained)	8,884,180.00
B	Performance Guarantee From Contractors	60,000.00
	Dhola Enterprise-PG	60,000.00
C	Security From Contractors -Cap.	1,331,912,002.96
	A Ahmed & Sons-SD	444,108.00
	Abdullah Enterprise-SD	83,910.00
	Abdul Mannan & Sons-SD	998,155.00
	Abdul Momen Ltd-SD	6,930,250.00
	Abdul Monem Ltd-SD	1,401,128.00
	Abedin Traders-SD	55,982.00
	ABT-EG JV-SD	3,220,555.00
	A&H Enterprise-SD	90,600.00
	Akbar Enterprise-SD	396,884.00
	Alfa Soil & Foundation Engr's,-SD	49,606.00
	Al-Rahman Enterprise-SD	407,900.00
	Al-Rahman Traders-SD	407,900.00
	Alvi Enterprise-SD	507,947.00
	Ami Enterprise-SD	545,155.00
	Amin Trading Corporation-SD	480,016.00
	Amoy Enterprise-SD	109,442.00
	Anable Development for The Poor-SD	5,920.00
	Anamika-SD	95,985.00
	Anam Traders- SD	18,971,515.00
	Ananda Computers-SD	4,900.00
	Anas Trading International-SD	18,566.00
	Anita Enterprise-SD	560,798.00
	Anonnya Traders-SD	2,691,701.00
	A. R Enterprise-SD	507,404.00
	Arif Traders-SD	760,239.00
	ARK-MBPL-JV-SD	23,309,514.00
	A.R.Trading-SD	262,291.00
	Asa Engineering & Media Center Ltd-SD	18,405.00
	Ataur Rahman Khan -SD	1.00
	Atco OTBL -JV-SD	2,224,745.00
	Atco S S E C L JV-SD	4,327,619.00
	Atco S T C JV-SD	5,040,614.00
	Auto Power (Pvt) Ltd-SD	459,589.00
	Averest Computers Ltd-SD	12,300.00

Ref: GKC/24-25/A/069



		Annexure-L
Sl. No.	Particulars	Amount in BDT
	Avi International (Pvt) Ltd. SD	5,133.00
	A Wadud Trade Center-SD	13,190.00
	Babul Construction Ltd. - SD	1,406,329.00
	Banga Dredgers Ltd - \$D	8,513,151.00
	Bashundhara LP Gas Limited-SD	3,632,496.00
	BFL-HCL-JV-SD	22,619,775.00
	Bhawaliapara Traders-Sd	10,283.00
	Bhuiyan & Bhuiyan Developer Ltd-SD	16,940,110.00
	Bhuiyan Enterprise-SD	1,850.00
	Bonus International-SD	7,006.00
	Brothers Construction-SD	643,100.00
	Commando Guards Ltd-SD	132,235.00
	Concept Elevators & Engineering Ltd-SD	749,315.00
	Consortium of RUL Mahabubur Rahman Mukul-SD	1,173,482.00
	Convey Ser.-Paradise Trad.-Moshiur Rahman ChowJV-SD	2,977,417.00
	Convey Service-SD	196,889.00
	Creative Engineers Limited- SD	18,939,465.00
	Daffodil Electric Co.-SD	2,588,468.00
	Data Expert-SD	662,195.00
	Data Soft System Bangladesh Ltd-SD	13,150.00
	Data Solutions Ltd-SD	224,010.00
	Desh Unnayan Ltd & the Builders Engineers-JV-SD	2,000,000.00
	Design Solution Center-SD	115,792.00
	Dhole Enterprise-SD	116,609.00
	Director, BRTC (BUET)-SD	138,250.00
	Dockyard and Engineering Works Ltd-SD	299,710,253.00
	Dredge Bangla(Pvt.) LTD-SD	6,637,476.00
	Electro Globe-SD	1,283,746.00
	Elite Construction-SD	411,383.00
	Ena DDJ Construction Firm-SD	1,152,933.00
	Ena Dong AH Construction Firm-SD	13,187,959.00
	Eng. & Planning Consultant Ltd. Firm Asso. Ltd-SD	450,283.00
	Eva Overseas Corporation-SD	6,312,937.00
	Fahim Enterprise-SD	427,100.00
	Faruque Enterprise-SD	890,408.00
	Fatin & Tashin Enterprise-SD	20,771.00
	Feroza Associates-SD	46,708.00
	Global Brand Pvt. Ltd-SD	809,682.00
	Guard Force Services & Human Re-SD	257,849.00
	Haider Construction (Pvt.) Ltd-SD	677,705.00
	Haider & Co. - SD	1,308,269.00
	Hatili Complex LTD-SD	26,540.00



		Annexure-L
Sl. No.	Particulars	Amount in BDT
	HCL- NZK-JV .SD	13,966,636.00
	H.K International-SD	24,386.00
	Hossain Electrical Co. - SD	12,215.00
	H Rahman Enterprise-SD	165,680.00
	HSL-RE-JV-SD	8,849,220.00
	I C C L- A A H & Sons Jv-SD	914,840.00
	I C C Ltd-SD	5,694,990.00
	Information Servies Network Ltd. -SD	3,000.00
	Janani Enterprise-SD	27,886.00
	JPZ Consulting Bangladesh Ltd-SD	253,431.00
	KB IRC JV-SD	413,534.00
	K B R C JV-SD	305,936.00
	Khan Construction-SD	1,616,134.00
	Khan Enterprise-SD	13,910.00
	Khokan Construction & Engineering Ltd -SD	236,937.00
	Kushali Nirmata Lid-SD	621,369.00
	Land Fall Construction-SD	49,827.00
	Land Fall Construction & Suppliers-SD	25,749.00
	Lemon Enterprise-SD	260,922.00
	L Islam & Co.-SD	22,307.00
	Maan Bangladesh Ltd-SD	971,965.00
	Mahabub Brothers (Pvt) Limited-SD	10,099,923.00
	Mahmud Masum-SD	91,379.00
	Mahina Enterprise-SD	49,326.00
	Mars Syndicate MPE JV-SD	13,276,826.00
	Mars Syndicate-SD	585,484.00
	Mars Syndicate Venus Trading JV-SD	3,270,430.00
	M A S Enterprise-SD	127,253.00
	M A S I JV-SD	1,543,441.00
	Matco International-SD	249,175.00
	Matco-SD	1,026,570.00
	M A Tonny JV-SD	9,220,043.00
	Md. Anwar Hossain-SD	735,304.00
	Meco International-SD	133,004.00
	Meghna Village Holding Resort-SD	40,000.00
	MEPL-RE-JV-SD	4,008,033.00
	Miah Mohammad Enterprise-SD	31,330.00
	Mir Akhter Hossain Ltd.-SD	5,137,980.00
	Mirza Construction-SD	216,840.00
	Mizi Trading Agency-SD	26,863.00
	M M Builders & Engineers Ltd-SD	2,371,217.00
	Mohammad Tokiuddin-SD	854,007.00

		Annexure-L
Sl. No.	Particulars	Amount in BDT
	Mokiesur Rahman (Pvt.) Ltd-SD	13,084,829.00
	Momotaj Engineers Ltd-SD	13,820,933.00
	Monami International (Pvt.) Ltd-SD	767,324.00
	Monica CPC-JV- SD	31,655,508.00
	Monowara & Sons-SD	38,046.00
	Mozahar Enterprise (PVT) Ltd M/S Reza En.Pri-JV-SD	1,946,329.00
	Mozahar Enterprise-SD	2,107,348.00
	MRC-NKT-JV-SD	2,766,190.00
	M.R Cons. the Builders Engineers Ass, Ltd-Jv- SD	3,621,393.00
	M.R Construction S A JV-SD	316,238.00
	M. R Construction-SD	4,378,501.00
	MRC-RBL-JV-SD	5,008,037.00
	MRC-SA-PE-JV-SD	2,415,071.00
	MRC-Techbay-JV-SD	2,704,673.00
	M/S Alam & Co-SD	112,885.00
	M/S Asia Khalil Traders-SD	90,451.00
	M/S Ismail Hosain-SD	1,151,538.00
	M/s-Professional Elevator & Escalator Ltd. SD	1,280,100.00
	Multitrade Internation-SD	451,242.00
	Murad Brothers-SD	18,300.00
	Murshed Khan & Co.-SD	41,827.00
	Nabila Enterprise-SD	228,896.00
	National Civil Engineers Ltd-SD	3,616,658.00
	National Development Engineers Ltd-SD	3,647,162.00
	Navana Construction Ltd -SD	37,895,802.00
	Navana Interlinks Ltd-SD	2,603,114.00
	NCL-NREL-JV -SD	73,434,452.00
	Niaz Noona-JV-SD	10,886,078.00
	Niaz-Noona-KTA JV-SD	8,074,725.00
	Niaz-Tanni-Raju Jv-SD.	2,951,384.00
	Niaz Traders-SD	21,276,365.00
	Niaz Udsyan JV-SD	11,247,149.00
	Nipun Builders & Developers-SD	5,426.00
	NJK IH JV-SD	2,327,866.00
	N N Consortium-SD	52,750.00
	Noona Traders-SD	6,415,708.00
	NT-AE-JV-SD	539,502.00
	NT-AE-NT-JV-SD	2,391,694.00
	N T S E JV-SD	5,075,368.00
	Nurshat Construction-SD	72,363.00
	Nuruzzaman Khan-SD	21,381,374.00
	Omera Gas One Ltd-SD	235,355.00

		Annexure-L
Sl. No.	Particulars	Amount in BDT
	Overseas Marketing Corporation (Pvt) Ltd-Sd	172,880.00
	Padma Enterprise -SD	634,845.00
	Panel Enterprise-SD	71,500.00
	Papri Enterprise-SD	115,805.00
	Parisa Trade System Ltd.-SD	384,260.00
	Prodhon Enterprise-SD	167,030.00
	Promi Enterprise-SD	48,161.76
	Property Development Ltd-SD	1,145,878.50
	Prosoil Foundation Consultant-SD	6,461.00
	PTSL-GBBL-JV-SD	1,877,454.00
	Pubali & Co. -SD	24,610.00
	Quality Powertec Engineering Ltd-SD	2,228,200.00
	RafiqCons.Co. (Pvt)-Haider&Co-Momotaj Eng.Ltd(JV)SD	2,993,451.00
	Rafique Construction Co.(Pvt) Ltd-SD	11,216,120.00
	Rafique Construction Co.-SD	7,033,267.00
	Rafique Construction Co.& Shafique & Sons Cons.-SD	8,695,808.00
	Rahim Afroz CNG Ltd-SD	9,040.00
	Raju International-SD	51,184.00
	RanaBuilders Ltd-MRC-JV-SD	4,177,688.00
	Rana Builders (Pvt)Ltd M/S Shafique and Sons(JV)-SD	2,718,133.00
	RanuEnterprise-SD	77,911.00
	Reza Construction Ltd-SD	2,016,426.00
	Reza Enterprise-SD	4,785.00
	RIRB Join Venture-SD	3,000.00
	Rising Construction-SD	7,342,718.00
	Rising Enterprise-SD	14,780.00
	R P Construction (Pvt.) Ltd-SD	17,559,510.00
	R P Udayon JV-SD	23,553,238.00
	Sabs Syndicate-SD	5,328,673.00
	S A E L E JV-SD	5,586,904.00
	S A Enterprise-SD	273,943.00
	Samar Enterprise - SD	1,006,576.00
	Sapna Construction-SD	1,126,606.00
	S A S I JV-SD	3,330,576.00
	SA-Tonny Dawn-JV-SD	2,108,705.00
	S A Tonny JV-SD	10,437,336.90
	SC & ARE-Jv-SD	1,284,159.00
	S D L Consultant-SD	879,341.00
	Selim & Sons Engineers-SD	113,488.00
	Selim Traders-SD	392,054.00
	Sena Kalayan Sangstha-SD	25,540,675.00
	Shafique & Amin Trading JV-SD	1,660,711.00

		Annexure-L
Sl. No.	Particulars	Amount in BDT
	Shafique & Sons-SD	4,907,794.00
	Shahabuddin Trading Co.-SD	18,121,405.00
	Shahida Traders-SD	1,109,462.00
	Shahria Enterpruse -SD	115,756.00
	Shajahan & Co.-SD	199,122.60
	Shamoli Enterprise-SD	40,370.00
	Sherpa Power Engineering Ltd-SD	3,388,849.00
	Siddique & Co.-SD	12,807,416.00
	Sigma Associates-SD	114,856.00
	Soft Com International-SD	2,045.00
	Sohel Engineering & Co.-SD	29,003,007.00
	Sohel Enterprise-SD	435,490.00
	Sonali Construction Co.-SD	3,000.00
	S. Prokoshali-SD	5,702.00
	SSL-Udayan JV-SD	20,946,362.00
	SS-RI-JV-SD	1,600,767.00
	Starlite Services Limited-SD	437,850.00
	Star Technovision-Sd	27,400.00
	Sumi Enterprise-SD	854,359.00
	Sumon Enterprise - SD	129,638.00
	Sunny Construction-SD	1,399,716.00
	Super Star Renewable Energy Ltd-SD	498,030.00
	Surma International-SD	2,301,525.00
	Tafura Enterprise-SD	298,097.00
	TEAL-TBL Consortium-SD	39,817,777.00
	Techno-SB-JV-SD	2,299,427.00
	Techno SDL JV-SD	7,281,052.00
	Techno Trade International-SD	237,115.00
	The Continental Builders-SD	803,195.00
	The Dress Man-SD	278,860.00
	The Stone Steel Farazi Brothers JV-SD	28,546,766.00
	The Stone Steel-SD	8,027,995.00
	The Trades Man-SD	139,361.00
	The United Construction Co.-SD	39,956,576.00
	T. N. International-SD	11,000.00
	To & Fro Limited-SD	92,921.00
	Tofura Enterprise-SD	298,097.00
	Toma Construction & Co Ltd - SD	29,540,693.00
	Tonny Enterprise-SD	28,024.00
	Tonoy Construction-SD	1,296,972.00
	Trade Linkers Office Automation Ltd-SD	10,000.00
	T.S Enterprise-SD	115,971.00

		Annexure-L
Sl. No.	Particulars	Amount in BDT
	Turtle-SD	6,000.00
	UCCL-The UCCL-SD	8,620,788.00
	Udayan Builders-SD	13,754,038.00
	Udayan-Convoy Jv-SD	3,133,975.00
	Udayan Lemon-JV-SD	2,038,598.00
	Udayan Starlite Convoy JV-SD	9,335,745.00
	Union & Babul Construction Ltd-SD	2,349,124.00
	Warur International-SD	148,317.00
	White Product & Electronic Ltd. SD	22,050.00
	Younus & Brothers (Pvt.) Ltd-SD	586,742.00
	Yusuf Day-SD	99,420.00
D	Security From Contractors (Fixed)-Cap.	2,200,000.00
	Azahar & Co.-FD	100,000.00
	Babul Construction-FD	100,000.00
	Chowdhury International-FD	100,000.00
	Fare Construction-FD	100,000.00
	Ismail Hossain-FD	100,000.00
	Khaled Brothers & Co.-FD	50,000.00
	Mahtab Traders Ltd-FD	100,000.00
	Masum Enterprise-FD	100,000.00
	Megnam Corporation Ltd-FD	100,000.00
	Milki Traders & Const.-FD	100,000.00
	Monsur Brothers & Co.-FD	100,000.00
	Padma Enterprise-FD	100,000.00
	Parisa Trade Systems Ltd-FD	100,000.00
	Rana Traders-FD	50,000.00
	Rising Construction-FD	100,000.00
	Rupayan Prokoushali-FD	100,000.00
	Shaheda Enterprise-FD	100,000.00
	Sigma Associates-FD	100,000.00
	S.S Engineering and Construction Ltd-FD	100,000.00
	The Bhuyan Engineers-FD	100,000.00
	The United Construction Co.-FD	100,000.00
	Tonny Enterprise-FD	100,000.00
	Udayan Builders-FD	100,000.00
E	Security From Contractors-GOB Finance	342,300.00
	National Civil Engineers Ltd (GOB)-SD -Tree Maint	342,300.00
F	Security From Others	14,225,101.00
	Grameen Catalonian College of Nursing	438,150.00
	Security From DMRIDP	13,224,859.00
	Security From Prianka Group	562,092.00
Total (A+B+C+D+E+F)		1,357,623,583.96

Rajdhani Unnayan Kartripakkha
Statement of Security Deposit-Rev. Fund
As on 30 June 2022

		Annexure-M
Sl. No.	Particulars	Amount in BDT
A	Performance Gurantee	96,600.00
	Modern Engineers Plannere& Consultants Ltd-PG	96,600.00
B	Security for Shop and Others	33,450,802.00
	Bengal Media Corp. Ltd (SD for MP Theatre)	1,951,500.00
	Beximco Ltd(Security for UAP Rent)	30,240,000.00
	Deep Trade International (Security for Shop)	100,000.00
	M/S Elite Construction (Security for Shop)	1,000,000.00
	M/S Harun Enterprise (Security for Shop)	100,000.00
	Sheltech Pvt. Ltd (Security for Road Cutting)	59,302.00
C	Security From Contractors-Rev.	35,935,950.00
	A. Akther Enterprise-SD	36,594.00
	Abacus Technologies & Softwire Solution-SD	26,730.00
	Adfair Design & Supply-SD	166,477.00
	Akkharika Mudran-SD	4,680.00
	Alam & Co.-SD	180,872.00
	Al-Hera Engineering-SD	44,237.00
	Al-Yakub Press-SD	31,050.00
	Amin Trading Corporation-SD	237,800.00
	Anamika-SD	31,577.00
	A. R Enterprise-SD	233,322.00
	Arti Fact-SD	11,910.00
	Ask International-SD	150,050.00
	A Wadud Trade Center-SD	58,083.00
	Ayesha Enterprise-SD	1,280,000.00
	Bangladesh Computer Land-SD	43,935.00
	Bikrampur Business Center-SD	21,500.00
	BISG Ltd-SD	1,190.00
	Business Machine Company-SD	34,828.00
	Chowdhury Auto Mobiles-SD	13,995.00
	Chowdhury Trading Corporation -SD	13,269.00
	Computer Source Ltd-SD	21,440.00
	Convoy Service-SD	316,784.00
	Daffodil Electric Co.-SD	65,976.00
	Data Age Ltd-SD	13,591.00

Ref: GKC/24-25/A/069



Annexure-M

Sl. No.	Particulars	Amount in BDT
	Deep International-SD	44,643.00
	Die Bestenn-SD	13,550.00
	Digitron-SD	39,100.00
	Dola Enterprise-SD	26,352.00
	Eastern Enterprise-SD	29,979.00
	E-Base IT-SD	11,093.00
	Elite Construction-SD	352,534.00
	Everest Computers Ltd-SD	43,410.00
	Fahad Enterprise-SD	28,304.00
	Faruque Traders -SD	56,431.00
	Flora Ltd-SD	15,034.00
	Gulf Bangladesh Associates Ltd-SD	165,301.00
	Gulf Bangladesh Services-SD	7,650.00
	Hafsa Trade International-SD	47,192.00
	H. M Enterprise-SD	51,192.00
	Hossain Electrical Co. - SD	10,330.00
	Howlader Trading International-SD	192,884.00
	HSL-RCC L-RE-JV-SD	1,489,123.00
	Hubho Art & Technology-SD	39,890.00
	Ideal Business Center - SD	19,870.00
	Invent Point Computer -SD	16,400.00
	Jahangir Alam-SD	29,770.00
	Jajal-SD	355,000.00
	Jam Jam Enterprise-SD	721,500.00
	Jamuna Traders-SD	29,844.00
	Kany Enterprise-SD	116,389.00
	Kazi Enterprise - SD	49,436.00
	Khan Business Center-SD	7,488.00
	Khan Enterprise-SD	141,985.00
	Kostori Trading Co.-SD	333,333.00
	LID Design & Engineers-SD	79,830.00
	Maan Bangladesh Ltd-SD	312,896.00
	Madbar Trade International-SD	14,329.00
	Major Golam Haider-SD	25,000.00
	Maliha Enterprise-SD	164,955.00
	M A S Enterprise-SD	64,600.00
	Matco-SD	32,500.00
	Md. Obaiduliah-SD	9,100.00

Ref: GKC/24-25/A/069



Annexure-M

Sl. No.	Particulars	Amount in BDT
	Md. Rezaul Karim-SD	9,000.00
	Meghna Automation System & Engineering Ltd-SD	14,277.00
	Mehnaaz Enterprise-SD	45,195.00
	M. H Brothers-SD	39,556.00
	M.H Khan-SD	111,196.00
	Miah Mohammad Enterprise-SD	4,688.00
	Millat Ali-SD	57,000.00
	Mirza Construction-SD	888,335.00
	Mithila Enterprise-SD	44,160.00
	Mizi Trading Agency-SD	30,486.00
	Model Electric-SD	12,455.00
	Mohona Construction -SD.	153,420.00
	Monalisa-SD	14,715.00
	M. R Construction-SD	454,768.00
	M/S Ataur Rahman Khan-SD	3,685,699.00
	M/S Manik & Brothers-SD	66,896.00
	M/S Nidhila Enterprise-SD	106,743.00
	M/S Sk Enterprise-SD	16,824.00
	M/S Tamim Trade International-SD	47,398.00
	Multi Trade International-SD	26,375.00
	Nazrul Islam-SD	175,900.00
	Niaz Traders-SD	336,549.00
	Nipun Builders & Developers-SD	5,330.00
	Nurjahan Enterprise-SD	206,174.00
	Oxford Engineering-SD	10,555.00
	Panel Enterprise-SD	108,633.00
	Pappu Enterprise - SD	893.00
	Planet Com. Techonology-SD	39,500.00
	Power Sonic Trade International - SD	5,500.00
	Promi Enterprise-SD	7,623.00
	Raj Development Construction-SD	17,330.00
	Reza Enterprise-SD	37,703.00
	Rising Sun-SD	32,630.00
	Rony Enterprise - SD	43,994.00
	Sabit Enterprise -SD	36,187.00
	Sabs Syndicate-SD	30,526.00
	S A Enterprise-SD	44,296.00
	Saif & Sons-SD	132,276.00

Ref: GKC/24-25/A/069



Annexure-M

Sl. No.	Particulars	Amount in BDT
	Salam Construction-SD	110,415.00
	Samar Enterprise - SD	86,336.00
	Sarina Corporation-SD	15,909.00
	Shamima Enterprise-SD	405,000.00
	Shifa Ayon Traders-SD	350,000.00
	Siddique & Company Ltd-SD	4,159,237.00
	Sigma Associates-SD	327,160.00
	Sikder Constraction-SD	20,994.00
	Silver Sun Electronics-SD	36,850.00
	Six Star Corporation-SD	5,704,480.00
	S Rahman & Brothers-SD	13,806.00
	S. S International Trading-SD	19,800.00
	Starlite Services Ltd & Convoy Service -JV-SD	7,252,625.00
	Starlite Services Ltd-SD	617,400.00
	Sunny Construction-SD	463,607.00
	Surma Engineering Works-SD	63,557.00
	Tailors & Cloth Store-SD	23,641.00
	Taj Traders-SD	46,907.00
	Tanin Enterprise-SD	89,489.00
	Techno Trade International-SD	504,830.00
	The Continantal Builders-SD	140,159.00
	The United Construction Co.-SD	9,100.00
	Trade Linkers Office Automotion Ltd-SD	22,130.00
	T.S Enterprise-SD	18,866.00
	Wanur International-SD	99,330.00
	Yamin Electronics-SD	5,730.00
	Total (A+B+C)	69,483,352.00

Statement of Others Fund & Liabilities
As on 30 June 2022

Annexure-N

Sl. No.	Particulars	Amount in BDT
1	Deduction From Dptn Officers Salary & H. R	504,233.33
2	Group Insurance Fund	4,207,922.02
3	Welfare Fund	9,175,768.31
	Total	13,887,923.66

Ref: GKC/24-25/A/069



Rajdhani Unnayan Karttripakkha
Statement of Contactors/Suppliers Bill Payable-Cap
As on 30 June 2022

		Annexure-O
Sl. No.	Particulars	Amount in BDT
A	Contractors	989,347,443.00
	ABT-EG JV	7,831,500.00
	A&H Enterprise	84,100.00
	Alfa Soil & Foundation Eng'rs,	29,600.00
	Anas Trading International	313,600.00
	A. R Enterprise	8,155,500.00
	A.R.Trading	585,000.00
	Auto Power (Pvt) Ltd	7,563,000.00
	Banga Dredgers Ltd	13,763,000.00
	Bhuiyan & Bhuiyan Developer Ltd	508,000.00
	Concept Elevators & Engineering Ltd	4,496,300.00
	Convey Ser.-Paradise Trad.-Moshiur Rahman Chow-JV	9,672,000.00
	Dockyard and Engineering Works Ltd, BD Navy, N Gonj	559,771,000.00
	HSL-RE-JV	25,784,500.00
	Institute of Water Modeling (IWM)	3,080,239.00
	Khokan Construction & Engineering Ltd	1,127,500.00
	Mahabub Brothers (Pvt) Limited	88,100,500.00
	Mir Akhter Hossain Ltd.	6,957,300.00
	MKH Trading	682,500.00
	Momotaj Engineers Ltd	42,968,500.00
	Monami International (Pvt) Ltd	2,574,000.00
	M.R Cons. the Builders Engineers Ass. Ltd-Jv	15,124,000.00
	MRC-RBL-JV	11,895,000.00
	Multi Trade International	4,598,800.00
	Niaz- Tanni-Raju -Jv.	527,622.00
	Niaz Traders	28,063,000.00
	Niaz Udayan JV	1,719,000.00
	NT-AE-JV	430,500.00
	NT-AE-NT-JV	710,000.00
	Rafique Construction Co. (Pvt) Ltd	16,394,500.00
	Rahim Afroz Distribution Ltd	101,150.00
	R P Construction (Pvt.) Ltd	394,500.00
	SC & ARE-Jv	5,971,000.00
	Shafique & Amin Trading JV	16,263,500.00
	Shafique & Sons	7,240,600.00
	SSL-Udayan JV	13,912,000.00
	Starlite Services Limited	7,032,000.00
	Sunny Construction	3,946,000.00
	Tanin Enterprise	490,732.00
	Techno Trade International	3,912,000.00
	The Continental Builders	13,252,000.00
	The United Construction Co.	57,061,000.00
	T.S Enterprise	1,472,000.00
	Udayan Builders	3,473,500.00
	Udayan-Convoy-JV	7,986,500.00
	Yusuf Day	96,900.00
B	Suppliers	2,069,533.00
	Binimoy Service Station	717,102.00
	M/S Israil Talukder	9,512.00
	Navana CNG Ltd	493,209.00
	Navana Limited	519,345.00
	Navana Toyota 2S Center	330,365.00
Total (A+B)		991,416,976.00

Ref: GKC/24-25/A/069



Rajdhani Unnayan Karttripakkha
Statement of Contactors/Suppliers Bill Payable-Rev
As on 30 June 2022

		Annexure-P
Sl. No.	Particulars	Amount in BDT
A	Contractors	24,819,394.00
	Adfair Design & Supply.	451,726.00
	A K Enterprise.	246,230.00
	Amin Trading Corporation	1,223,500.00
	Ask International	848,300.00
	Chairman BRTC, Central Repairing Workshop	607,874.00
	EPAC ENGINEERING.	953,700.00
	Hossain Tyre Syndicate	60,277.00
	Maliha Enterprise	790,295.00
	Mayer Doa Electric Center.	163,845.00
	Morshed Khan & Co.	574,200.00
	M/s. Amu Trade International.	375,022.00
	M/S. Faith Print.	165,666.00
	M/s -Mehezabin Enterprise.	577,700.00
	M/S Nidhila Enterprise	422,000.00
	Nabil Builders	29,683.00
	Satco Electric Industries Ltd.	317,150.00
	Seven Star	139,497.00
	Sikder Trading International	14,990.00
	Starlite Services Ltd	9,940,000.00
	Sunny Constuuction	628,700.00
	Talukder Construction & Co.	341,442.00
	Tanin Enterprise	1,705,242.00
	Technohaven Company Ltd.	4,084,600.00
	Turtle	147,755.00
		4,347,470.00
B	Suppliers	
	ATI Limited.	380,000.00
	Bangladesh Computer Land	742,500.00
	Bangladesh Data Center Company Limited (BDCCL)	1,195,884.00
	Basoti Logistics Security Services Ltd	373,776.00
	Binimoy Service Station	112,200.00
	Estern Tubues Ltd	102,450.00
	Flora Ltd	355,194.00
	Gulshan Service Station	72,800.00
	Jahangir Fuel Pump Service	527,436.00
	Navana CNG Ltd	485,230.00
	Total	29,166,864.00

Ref: GKC/24-25/A/069

